

MORGAN STANLEY
Form DEF 14A
April 05, 2019
Table of Contents

UNITED STATES
SECURITIES AND EXCHANGE COMMISSION
Washington, D.C. 20549
SCHEDULE 14A
Proxy Statement Pursuant to Section 14(a) of the
Securities Exchange Act of 1934

Filed by the Registrant

Filed by a Party other than the Registrant

Check the appropriate box:

Preliminary Proxy Statement

Confidential, For Use of the Commission Only (as permitted by Rule 14a-6(e)(2))

Definitive Proxy Statement

Definitive Additional Materials

Soliciting Material Pursuant to §240.14a-12

MORGAN STANLEY

(Name of Registrant as Specified in Its Charter)

(Name of Person(s) Filing Proxy Statement, if Other Than the Registrant)

Payment of Filing Fee (Check the appropriate box):

No fee required.

Fee computed on table below per Exchange Act Rules 14a-6(i)(4) and 0-11.

(1) Title of each class of securities to which transaction applies:

(2) Aggregate number of securities to which transaction applies:

(3) Per unit price or other underlying value of transaction computed pursuant to Exchange Act Rule 0-11 (set forth the amount on which the filing fee is calculated and state how it was determined):

(4) Proposed maximum aggregate value of transaction:

(5) Total fee paid:

Fee paid previously with preliminary materials:

Check box if any part of the fee is offset as provided by Exchange Act Rule 0-11(a)(2) and identify the filing for which the offsetting fee was paid previously. Identify the previous filing by registration statement number, or the Form or Schedule and the date of its filing.

(1) Amount previously paid:

(2) Form, Schedule or Registration Statement No.:

(3) Filing Party:

(4) Date Filed:

Table of Contents

Notice of [2019](#) Annual Meeting
and Proxy Statement

Table of Contents

James P. Gorman

April 5, 2019

Dear fellow shareholders,

I cordially invite you to attend Morgan Stanley's 2019 annual meeting of shareholders that will be held on Thursday, May 23, 2019, at our offices at 2000 Westchester Avenue, Purchase, New York. I hope that you will be able to attend, and, if not, I encourage you to vote by proxy. Your vote is very important.

Morgan Stanley's business and financial results in 2018 were the best in our history. Our mix of businesses not only provided earnings stability but also earnings growth. We will continue to grow our business by executing our strategy, and investing in our people and culture. While a robust strategy can cause a company to be successful at any point in time, a strong culture ensures enduring success over decades.

Morgan Stanley reported record revenues, pretax profit* and net income* for 2018. While we experienced a weaker fourth quarter as the market deteriorated near year end, firmwide net revenues were over \$40 billion for the year. Each of our businesses delivered a strong performance, with Investment Banking and Wealth Management reporting their best revenues ever. Return on equity of 11.5%* was in the range we outlined at the beginning of the year.

Our Board of Directors and management value the views of our shareholders and we have engaged in discussions on a broad range of topics, including our strategy, financial performance, executive compensation, corporate governance and environmental and social goals. Based on your feedback, the Board in recent years has amended our bylaws to implement proxy access

and enhanced disclosure of Board evaluations, director orientation and education, succession planning, Environmental, Social and Governance matters and alignment of compensation and performance. The Board is also responsible for overseeing the Firm's practices and procedures relating to culture, values and conduct and receives regular reporting on these matters.

In 2018, Mary Schapiro was elected to your Board. She brings extensive finance, risk management and regulatory expertise to the Firm. This brings the proportion of women Directors to nearly a third, and underscores our commitment to diverse talent and leadership across all levels of Morgan Stanley. Ryosuke Tamakoshi is stepping down from our Board after eight years. I thank him for his dedicated service and many contributions to the Board. We are nominating Takeshi Ogasawara to replace him as an MUFG director and know we will benefit from Mr. Ogasawara's many years of financial services experience.

Table of Contents

As we do each year, the Board of Directors and executive management team evaluate our strategy and refine our goals and priorities to ensure we are working for the long-term benefit of our shareholders. Last year, we established clear strategic objectives for 2018 and 2019, almost all of which have been accomplished in the full year 2018. With a strong and diverse global franchise in place, our management team will continue to drive forward our strategic objective of generating sustained higher returns. We will do this by expanding our competitive leadership and making appropriate investments in our businesses, while managing expenses and capital.

In addition to the right strategy, long-term and enduring success lies in having a strong culture and talented employees who live our values. At Morgan Stanley, our culture guides our employees, and our values inform everything we do.

A diverse employee base and a talented leadership pipeline are critical to delivering the best of the Firm to our clients. We are committed to an inclusive work environment where all employees can thrive. Our commitment to diversity is expressed as belonging as much as inclusion, and we have numerous initiatives aimed at providing our employees opportunities for leadership roles and empowering them to achieve the visibility and recognition they deserve.

Our long-term success will also be driven by the depth of talent and leadership across our Firm. We have an experienced management team and our businesses have a deep bench of talent. I have great confidence in our senior leaders and we are excited about the future.

2018's record year demonstrates the strength of the Firm. We are focused on supporting our clients and are prepared to respond to market environments appropriately. Over the long-term, we are excited about the growth opportunities across the global economy.

Edgar Filing: MORGAN STANLEY - Form DEF 14A

I hope you will read my Letter to Shareholders where I discuss our achievements and opportunities for the future in greater detail. I look forward to meeting you at the Annual Meeting next month.

Thank you for your support of Morgan Stanley.

Very truly yours,

James P. Gorman

Chairman and Chief Executive Officer

* See page 61 for the Notes to the Compensation Discussion and Analysis, which provide additional information regarding the metrics referenced and non-GAAP measures.

[2](#) Morgan Stanley 2019 Proxy Statement

Table of Contents

TABLE OF CONTENTS

NOTICE OF 2019 ANNUAL MEETING OF SHAREHOLDERS **4**

OVERVIEW OF VOTING ITEMS **5**

CORPORATE GOVERNANCE MATTERS **11**

Election of Directors **11**

Director Succession and Nomination Process **11**

Director Experience, Qualifications, Attributes and Skills **12**

Director Nominees **13**

Corporate Governance Practices **21**

<u>Board Structure and Independence</u>	21
<u>Rotation of Board Leadership and Committee Appointments</u>	21
<u>Board Oversight</u>	21
<u>Director Orientation and Continuing Education</u>	22
<u>Senior Management Succession and Development Planning</u>	22
<u>Annual Evaluation of Board, Committees and Independent Lead Director</u>	23
<u>Shareholder Rights and Accountability</u>	24
<u>Shareholder Engagement</u>	24
<u>Corporate Political Activities Policy Statement</u>	25
<u>Sustainability at Morgan Stanley</u>	26
Table of Contents	10

<u>Giving Back to the Community</u>	27
<u>Communication by Shareholders and Other Interested Parties with the Board of Directors</u>	27
<u>Additional Corporate Governance Information Available on Corporate Governance Webpage</u>	27
<u>Director Independence</u>	28
<u>Director Attendance at Annual Meeting</u>	30
<u>Board Meetings and Committees</u>	30
<u>Board Leadership Structure and Role in Risk Oversight</u>	33
<u>Compensation Governance and Risk Management</u>	36
<u>Director Compensation</u>	37
<u>Related Person Transactions Policy</u>	38
<u>Certain Transactions</u>	39
Table of Contents	11

AUDIT MATTERS

40

Ratification of Appointment of Morgan Stanley's Independent Auditor

40

Audit Committee Report

41

Independent Auditor's Fees

42

COMPENSATION MATTERS

43

Company Proposal to Approve the Compensation of Executives as Disclosed in the Proxy Statement (Non-Binding Advisory Vote)

43

Compensation Discussion and Analysis (CD&A)

44

<u>Compensation, Management Development and Succession Committee Report</u>	62
<u>Executive Compensation</u>	63
<u>2018 Summary Compensation Table</u>	63
<u>2018 Grants of Plan-Based Awards</u>	65
<u>2018 Outstanding Equity Awards at Fiscal Year-End</u>	66
<u>2018 Option Exercises and Stock Vested</u>	67
<u>2018 Pension Benefits</u>	67
<u>2018 Nonqualified Deferred Compensation</u>	69
<u>Potential Payments upon Termination or Change-in-Control</u>	71
<u>Compensation Ratio Disclosure</u>	73

<u>Commitment to Equitable Compensation Practices</u>	73
<u>OWNERSHIP OF OUR STOCK</u>	74
<u>Executive Equity Ownership Commitment</u>	74
<u>Director Equity Ownership Requirement</u>	74
<u>Stock Ownership of Executive Officers and Directors</u>	75
<u>Principal Shareholders</u>	76
<u>Section 16(a) Beneficial Ownership Reporting Compliance</u>	76
<u>SHAREHOLDER PROPOSAL</u>	77
<u>INFORMATION ABOUT THE ANNUAL MEETING</u>	80
<u>Questions and Answers</u>	80
Table of Contents	14

Other Business

83

Morgan Stanley 2019 Proxy Statement 3

Table of Contents

1585 Broadway

New York, NY 10036

**NOTICE OF 2019 ANNUAL MEETING
OF SHAREHOLDERS**

TIME AND DATE

10:00 a.m. (EDT) on May 23, 2019

LOCATION

Morgan Stanley

2000 Westchester Avenue, Purchase, New York

ITEMS OF BUSINESS

Elect the Board of Directors

Ratify the appointment of Deloitte & Touche LLP as independent auditor

Approve the compensation of executives as disclosed in the proxy statement (non-binding advisory vote)

Consider a shareholder proposal, if properly presented at the meeting

Transact such other business as may properly come before the meeting or any postponement or adjournment thereof

RECORD DATE

The close of business on March 25, 2019 is the date of determination of shareholders entitled to notice of, and to vote at, the annual meeting of shareholders.

ADMISSION

Only record or beneficial owners of Morgan Stanley's common stock as of the record date, the close of business on March 25, 2019, or a valid proxy or representative of such shareholder, may attend the annual meeting in person. Any shareholder, proxy or representative who wishes to attend the annual meeting must present the documentation described under "How Do I Attend the Annual Meeting?" Morgan Stanley reserves the right to limit the number of representatives who may attend the annual meeting on behalf of a shareholder.

By Order of the Board of Directors,

Martin M. Cohen

Corporate Secretary

April 5, 2019

VOTING

It is important that all of your shares are voted. You may submit your proxy to have your shares voted over the Internet or by telephone or by returning your proxy card or voting instruction form, if you receive one in the mail.

BY MOBILE DEVICE

You can vote by scanning the QR Barcode on your proxy materials.

BY INTERNET

You can vote online at www.proxyvote.com.

BY TELEPHONE

You can vote by calling the number on your proxy materials.

BY MAIL

You can vote by mail by completing, dating and signing your proxy card or voting instruction form and returning it in the postage-paid envelope.

WEBCAST

If you are unable to attend the meeting in person, you may listen to the meeting at www.morganstanley.com/about-us-ir. Please go to our website prior to the annual meeting for details.

NOTICE

We are distributing to certain shareholders a Notice of Internet Availability of Proxy Materials (Notice) on or about April 5, 2019. The Notice informs those shareholders how to access this proxy statement and our Annual Report on Form 10-K for the year ended December 31, 2018 through the Internet and how to submit a proxy online.

Important Notice Regarding the Availability of Proxy Materials for the Shareholder Meeting to Be Held on May 23, 2019: Our Letter to Shareholders, Proxy Statement and Annual Report on Form 10-K for the year ended December 31, 2018 are available free of charge on our website at www.morganstanley.com/2019ams.

4 Morgan Stanley 2019 Proxy Statement

Table of Contents**OVERVIEW OF VOTING ITEMS**

This overview of voting items presents certain information that you should consider before voting on the items presented at this year's annual meeting; however, you should read the entire proxy statement carefully before voting. In this proxy statement, we refer to Morgan Stanley as the Company, the Firm, we, our or us and the Board of Directors as the Board.

Item 1**Election of Directors**

Our Board unanimously recommends that you vote **FOR the election of all director nominees.**
Director Nominees

Name, Age, Independence	Occupation highlights	Director since	Other current U.S.-listed public boards	Morgan Stanley Committees				
				A	CMDS	N&G	OT	R
Elizabeth Corley, 62	Former global Chief Executive Officer (CEO) of Allianz Global Investors (U.K.) Ltd. (AllianzGI)	2018	- Pearson plc			M		
Independent								
Alistair Darling, 65	Former Chancellor of the Exchequer for the U.K.	2016	None		M			M
Independent								
Thomas H. Glocer, 59	Former CEO of Thomson Reuters Corporation	2013	- Merck & Co., Inc.		M		M	
Independent Lead Director								
James P. Gorman, 60	Chairman of the Board and CEO of Morgan Stanley	2010	None					
		2012			C		M	

Edgar Filing: MORGAN STANLEY - Form DEF 14A

Robert H. Herz, 65	President of Robert H. Herz LLC; Former Chairman of Financial Accounting Standards Board		- Federal National Mortgage Association (Fannie Mae)			
Independent			- Workiva Inc.			
Nobuyuki Hirano, 67	Chairman of Mitsubishi UFJ Financial Group, Inc. (MUFG)	2015	- MUFG			M
Non-Management			- Toyota Motor Corporation			
Jami Miscik, 60	CEO and Vice Chair of Kissinger Associates, Inc.	2014	- General Motors Company		C	M
Independent						
Dennis M. Nally, 66	Former Chairman of PricewaterhouseCoopers International Ltd.	2016	None	M	M	
Independent						
Takeshi Ogasawara, 65	Advisor of MUFG Bank, Ltd.		None			M
Non-Management						
Hutham S. Olayan, 65	Chair, principal and director of The Olayan Group	2006	- International Business Machines Corporation (IBM)*		C	
Independent						
Mary L. Schapiro, 63	Vice Chair for Global Public Policy and Special Advisor to Founder and Chairman of Bloomberg, L.P.	2018	- CVS Health Corporation			M
Independent						
Perry M. Traquina, 62	Former CEO and Managing Partner, Wellington Management Company LLP	2015	- eBay Inc.	M		C
Independent			- The Allstate Corporation			
Rayford Wilkins, Jr., 67	Former CEO of Diversified Businesses of AT&T Inc.	2013	- Caterpillar Inc.		M	C
Independent			- Valero Energy Corporation			

A: Audit Committee

OT: Operations and Technology Committee

C: Chair

CMDS: Compensation, Management

M: Member

Development and Succession Committee

R: Risk Committee

N&G: Nominating and Governance Committee

* Retiring at IBM's 2019 annual meeting.

Table of Contents

OVERVIEW OF VOTING ITEMS

The Morgan Stanley Board of Directors

Board Tenure Balance

Average Tenure: 4.7 years upon election at the annual meeting*

* Average tenure of director nominees is calculated based on length of completed Board service from date of initial election through the date of the annual meeting.

Board Independence

All members of all committees are non-management, and the Board benefits from an engaged Independent Lead Director with expansive responsibilities

International Experience

Europe Middle East Australia North America Asia

Director Experience, Qualifications, Attributes and Skills

Leadership (including strategic planning) (13)
 International / Global Perspective (11) Financial Services / Market Experience (10) Finance / Accounting Expertise (11) Risk Management (10) Operations / Technology (9) Talent (management development and succession) (10) Public Policy / Sustainability (6) Public Company Experience / Corporate Governance (10)

Board Succession and Diversity

5 new directors since 2016 (upon election at annual meeting) 31% female directors 9 directors who are current or former CEOs 6 directors born outside the United States

Corporate Governance Highlights

Board Oversight	<p>Oversees the Company’s strategy, annual business plans, Enterprise Risk Management (ERM) framework and culture, values and conduct</p> <p>Regular reviews of succession plans for CEO and other senior executives</p>
Shareholder Rights and Accountability	<p>Adopted proxy access</p> <p>Shareholders who own at least 25% of common stock may call a special meeting of shareholders</p> <p>All directors elected annually by majority vote standard</p> <p>No poison pill in effect</p>
Annual Evaluations	<p>Annual Board, Independent Lead Director, and committee self-assessments enhance performance</p> <p>Encompasses duties and responsibilities, individual director performance, Board and committee structure, culture, process and execution</p>
Sustainability and Giving Back	<p>Advance sustainable investing through our businesses</p> <p>Enhanced management of our carbon footprint and environmental and social risk</p> <p>Committed to giving back, one of our core values</p>
	<p>Investor input has led to proxy access and enhanced proxy disclosure of Board evaluations, director orientation / education, succession planning, Environmental, Social and Governance (ESG) matters, and enhanced alignment</p>

**Shareholder
Engagement**

of compensation and performance

6 Morgan Stanley 2019 Proxy Statement

Table of Contents

OVERVIEW OF VOTING ITEMS

Item 2

Ratification of Appointment of Morgan Stanley's Independent Auditor

Our Board unanimously recommends that you vote **FOR the ratification of Deloitte & Touche's appointment as our independent auditor.**

See page 40 for Audit Matters and additional information, including the Audit Committee Report and fees paid to Deloitte & Touche.

Item 3

Company Proposal to Approve the Compensation of Executives as Disclosed in the Proxy Statement (Non-Binding Advisory Vote)

Our Board unanimously recommends that you vote **FOR this proposal.**

See page 44 for the Compensation Discussion and Analysis (CD&A) and additional information relating to the metrics referenced below and see Section 5 of the CD&A for the notes referenced below.

Performance-Based Approach to Compensation and 2018 Performance Highlights

As in prior years, the CMDS Committee used a well-defined framework to determine CEO compensation for 2018, including establishing a target compensation range for the CEO and guidelines for the CEO performance

assessment.

At year end, CEO total compensation was set at \$29 million, with shareholder-aligned features:

75% of incentive compensation is deferred over three years and subject to clawback;

50% of incentive compensation is delivered through future performance-vested equity awards; and

100% of deferred compensation is delivered in equity awards — an increased proportion from prior years.

The 2018 pay decision for the CEO was based on the CMDS Committee's assessment of Mr. Gorman's outstanding individual performance and the following:

In 2018, the Company made substantial progress on its strategic objectives. [\(1/23\)](#)

Table of Contents

OVERVIEW OF VOTING ITEMS

The Company and certain of its businesses delivered record financial performance in 2018, as indicated in the table below.

Over time, continued focus on expense discipline has led to strong operating leverage which, together with achievement of our multi-year strategic objectives, has helped the Company more than double its pre-tax profit, excluding DVA over the last five years from \$5.2 billion to \$11.2 billion⁽¹¹⁾⁽¹⁶⁾⁽¹⁷⁾.

Solid returns have led to sufficient capital and an attractive return profile over time while also permitting investment for future growth; in 2018 the Company executed share repurchases of \$4.9 billion and increased the quarterly common stock dividend to \$0.30 per share from \$0.25 per share (20% increase from 2017)⁽⁸⁾⁽¹⁸⁾.

The Company's execution of its strategic objectives and record financial performance contributes to strong shareholder return over time; while the Company's TSR⁽¹⁾ for 2018 was negative at (23%)⁽²²⁾, it outperformed the average of its global peers⁽²³⁾ and three- and five-year TSR continued to be very strong at 33% and 39%, respectively⁽²²⁾.

Table of Contents

OVERVIEW OF VOTING ITEMS

2018 CEO Compensation Determination

The 2018 pay decision for the CEO was made by the CMDS Committee, in consultation with the entire Board, based on its assessment of Mr. Gorman's outstanding individual performance, the Company's record performance in 2018 and substantial progress on the Company's strategic objectives. The CMDS Committee also noted Mr. Gorman's overall leadership with respect to Company culture, and among clients, shareholders, regulators and employees.

MS 2018 CEO Performance Evaluation

MS 2018 CEO Compensation Opportunity (\$MM)

CEO compensation was delivered in a combination of base salary, cash bonus, time-vested deferred equity, and a performance-vested long-term equity incentive compensation award. A significant portion of CEO pay is deferred, awarded in equity, subject to future stock price performance, cancellation and clawback and, in the case of the performance-vested equity award, subject to future achievement of specified financial goals over a three-year period. The CMDS Committee believes this approach to executive compensation supports the Company's pay for performance philosophy and key compensation objectives, and is consistent with shareholder feedback, best practices and regulatory principles.

Shareholder Engagement

At our 2018 annual meeting of shareholders, over 95% of the votes cast were in favor of our annual Say on Pay proposal. In anticipation of the 2019 Say on Pay vote, we continued our engagement program, seeking feedback from shareholders and proxy advisory firms on a variety of topics, including executive compensation, corporate governance and environmental and social goals. With respect to executive compensation, shareholders who

provided feedback during our engagement program generally reported that executive compensation at Morgan Stanley was viewed as well-aligned with performance. After carefully considering shareholder feedback and other factors, the portion of CEO deferred incentive compensation awarded in equity incentive compensation was increased to 100% for 2018.

Table of Contents

OVERVIEW OF VOTING ITEMS

Item 4

Shareholder Proposal

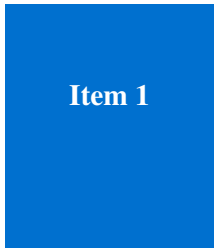
Our Board unanimously recommends that you vote [AGAINST](#) the shareholder proposal regarding an annual report on lobbying expenses.

See page 77 for the shareholder proposal and our Board's opposition statement.

10 Morgan Stanley 2019 Proxy Statement

Table of Contents

CORPORATE GOVERNANCE MATTERS



Election of Directors

Our Board unanimously recommends that you vote FOR the election of all director nominees. DIRECTOR SUCCESSION AND NOMINATION PROCESS

Key Statistics on Board Succession

5 **4.7 years** **64**

New directors since 2016 (upon election at the annual meeting) Average tenure of Board upon election at the annual meeting Average age of Board upon election at the annual meeting

The Nominating and Governance Committee's charter provides that the committee will actively seek and identify nominees for recommendation to the Board consistent with the criteria in the Morgan Stanley Corporate Governance Policies (Corporate Governance Policies), which provide that the Board values members who:

- Combine a broad spectrum of experience and expertise with a reputation for integrity;
- Have experience in positions with a high degree of responsibility;
- Are leaders in the companies or institutions with which they are affiliated;
- Can make contributions to the Board and management;
- Represent the interests of shareholders; and
- Possess a willingness to appropriately challenge management in a constructive manner.

While the Board has not adopted a policy regarding diversity, the Corporate Governance Policies provide that the Board will take into account the diversity of a director candidate's perspectives, background and other relevant demographics. The Nominating and Governance Committee and the Board may also determine specific skills and experience they are seeking in director candidates based on the needs of the Company at a specific time in light of the Company's long-term strategy. In considering candidates for the Board, the Nominating and Governance Committee considers the entirety of each candidate's credentials in the context of these criteria.

The Board is committed to the ongoing review of Board composition and director succession planning. The Nominating and Governance Committee continuously reviews the experience, qualifications, attributes, skills and tenure of the members of the Board and maintains a list of potential director candidates that is reviewed and refreshed regularly throughout the course of the year.

The Nominating and Governance Committee may retain and terminate, in its sole discretion, a third party to assist in identifying director candidates or gathering information regarding a director candidate's background and experience. The Nominating and Governance Committee may also consider director candidates proposed by shareholders, as provided for in the Corporate Governance Policies. Members of the Nominating and Governance Committee, the Independent Lead Director and other members of the Board interview potential director candidates as part of the selection process when evaluating new director candidates.

The Corporate Governance Policies provide that the Board expects a director to advise the Chairman and Corporate Secretary if he or she plans to join the board of directors or similar governing body of another public or private company or advisory board, or experiences other changed circumstances that could diminish his or her effectiveness as a director or otherwise be detrimental to the Company. They also provide that the Board expects a director to advise and to offer to tender his or her resignation for consideration by the Board if his or her principal occupation or employer changes. In addition, the Corporate Governance Policies provide that a director candidate should not be nominated for election if the candidate would be 72 years old at the time of election.

Table of Contents

CORPORATE GOVERNANCE MATTERS

Our Board currently consists of 13 directors, including two directors who are designated in accordance with the terms of the Investor Agreement between Morgan Stanley and MUFG, dated October 13, 2008, as amended and restated (Investor Agreement), pursuant to which Morgan Stanley agreed to take all lawful action to cause two of MUFG's senior officers or directors to become members of Morgan Stanley's Board.

Ryosuke Tamakoshi, Senior Advisor of MUFG Bank, Ltd. (MUFG Bank), the core commercial banking unit of MUFG, who was elected to the Board, effective July 20, 2011, and subsequently elected by shareholders at the Company's annual meetings of shareholders in 2012 through 2018, will not be standing for reelection at the 2019 annual meeting of shareholders. MUFG has designated Takeshi Ogasawara, Advisor of MUFG Bank, as a representative director under the Investor Agreement to stand for election, along with MUFG's other representative director, Nobuyuki Hirano, at the 2019 annual meeting of shareholders.

The Nominating and Governance Committee considered the experience, qualifications and skills of Mr. Ogasawara as discussed herein and unanimously recommended that the Board nominate Mr. Ogasawara as a director for election at the 2019 annual meeting of shareholders. Based on the recommendation of the Nominating and Governance Committee, the Board unanimously nominated and recommends that Mr. Ogasawara be elected as a director at the 2019 annual meeting of shareholders.

As part of the Board's ongoing review of Board composition and succession planning, the Nominating and Governance Committee's third-party search firm recommended Mary L. Schapiro as a potential director candidate to the Nominating and Governance Committee. Upon the recommendation of the Nominating and Governance Committee, the Board unanimously elected Ms. Schapiro to the Board, effective July 1, 2018. The Board determined that Ms. Schapiro's service as Chair of the U.S. Securities and Exchange Commission; Chair and Chief Executive Officer of the Financial Industry Regulatory Authority; and Chair of the Commodity Futures Trading Commission brings to the Board extensive regulatory and leadership experience, as well as markets and financial services perspective.

DIRECTOR EXPERIENCE, QUALIFICATIONS, ATTRIBUTES AND SKILLS

When the Board nominates directors for election at an annual meeting, it evaluates the experience, qualifications, attributes and skills that an individual director candidate contributes to the tapestry of the Board as a whole to assist the Board in discharging its duties and overseeing the Company's strategy. This evaluation is part of the Nominating and Governance Committee's ongoing Board succession planning processes as well as the Board's annual self-evaluation.

Our Directors' Qualifications, Attributes and Skills Are Aligned with Company Strategy

The Company believes that an effective board consists of a diverse group of individuals who possess a variety of complementary skills and a range of tenures. The Nominating and Governance Committee and the Board regularly consider these skills in the broader context of the Board's overall composition, with a view toward constituting a board that has the best skill set and experience to oversee the Company's business and the broad set of challenges that it faces.

Leadership (including strategic planning) (13)	International / Global Perspective (11)	Financial Services / Market Experience (10)
Financial / Accounting Expertise (11)	Risk Management (10)	Operations / Technology (9)
Talent (management development and succession) (10)	Public Policy / Sustainability (6)	Public Company Experience / Corporate Governance (10)

Table of Contents

CORPORATE GOVERNANCE MATTERS

DIRECTOR NOMINEES

Quick Facts on Our Director Nominees

12	9	6	31%
Non-management directors	Directors who are current or former CEOs	Directors born outside of the United States	Female directors

The Board has nominated the 13 director nominees below for election at the 2019 annual meeting of shareholders. The Board believes that, in totality, the mix of qualifications and the diversity of attributes and skills among the nominees enhances our Board’s effectiveness and is aligned with the Company’s long-term strategy. Our directors have a combined wealth of leadership experience derived from extensive service guiding large, complex organizations as executive leaders or board members and in government and public policy, and possess a diversity of qualifications, attributes and skills applicable to our business and long-term strategy. The Board stands for election at each annual meeting of shareholders. Each director holds office until his or her successor has been duly elected and qualified or the director’s earlier resignation, death or removal.

Each nominee has indicated that he or she will serve if elected. We do not anticipate that any nominee will be unable or unwilling to stand for election, but if that happens, your proxy may be voted for another person nominated by the Board or the Board may reduce the number of directors to be elected.

Table of Contents

CORPORATE GOVERNANCE MATTERS

Elizabeth Corley, 62

Independent Director

Director Since: 2018

Morgan Stanley Committees:

Nominating and Governance

Alistair Darling, 65

Independent Director

Director Since: 2016

Morgan Stanley Committees:

Audit

Risk

Qualifications, Attributes and Skills:

Ms. Corley's leadership positions, including through her role as CEO of AllianzGI, bring to the Board extensive management experience as well as markets and financial services experience and international perspective.

Qualifications, Attributes and Skills:

Mr. Darling's service as a former member of the British Parliament and as Chancellor of the Exchequer brings to the Board strong leadership, risk management and regulatory experience, as well as insight into both the global economy and the global financial system.

Professional Experience:

Senior Adviser of AllianzGI from April 2018 to April 2019, non-executive Vice Chair from March 2016 to March 2018, global CEO from January 2012 to February 2016 and European CEO from 2005 to 2011.

Held various leadership positions at Merrill Lynch Investment Managers (formerly Mercury Asset Management) from 1993 to 2004, including as Managing Director and Head of the EMEA Asia Pacific Mutual Fund Business.

Edgar Filing: MORGAN STANLEY - Form DEF 14A

Began her career at Sun Alliance Life & Pensions Limited and subsequently served as a consultant and then partner at Coopers & Lybrand Management Consultants (U.K.) from 1985 to 1993.

Served two terms as Chairwoman of the Forum of European Asset Managers and served on the board of the Financial Reporting Council from 2011 to 2017.

Other U.S. Listed Public Company Boards:

Pearson plc

Professional Experience:

Appointed to the House of Lords on December 10, 2015. Previously a member of the British Parliament, serving as a member of the House of Commons from 1987 to 2015.

Held several leadership positions in the U.K. government, including as Chancellor of the Exchequer from 2007 to 2010, Secretary of State for Trade and Industry from 2006 to 2007, Secretary of State for Scotland from 2003 to 2006, Secretary of State for Transport from 2002 to 2006, Secretary of State for Social Security/Work and Pensions from 1998 to 2002 and Chief Secretary to the Treasury from 1997 to 1998.

Table of Contents

CORPORATE GOVERNANCE MATTERS

Thomas H. Glocer, 59

James P. Gorman, 60

Independent Lead Director

Chairman

Director Since: 2013

Director Since: 2010

Morgan Stanley Committees:

CMDS

Operations and Technology

Qualifications, Attributes and Skills:

Mr. Glocer's leadership positions, including in his capacity as Independent Lead Director appointed by our independent directors and as CEO of Thomson Reuters Corporation, bring to the Board extensive management experience as well as operational and technology experience and international perspective.

Qualifications, Attributes and Skills:

As CEO of the Company, Mr. Gorman is a proven leader with an established record as a strategic thinker backed by strong operating, business development and execution skills and brings an extensive understanding of Morgan Stanley's businesses and decades of financial services experience.

Professional Experience:

Founder of Angelic Ventures, LP (Angelic), a family office focusing on early-stage investments in financial technology, cyber defense and media, and Managing Partner of Angelic since 2012.

Edgar Filing: MORGAN STANLEY - Form DEF 14A

Served as CEO of Thomson Reuters Corporation, a news and information provider for businesses and professionals, from April 2008 through December 2011 and as CEO of Reuters Group PLC from July 2001 to April 2008. Joined Reuters Group PLC in 1993 and served in a variety of executive roles before being named CEO.

Mergers and acquisitions lawyer at the law firm of Davis Polk & Wardwell LLP from 1984 to 1993.

Other U.S. Listed Public Company Boards:

Merck & Co., Inc.

Professional Experience:

Chairman of the Board and CEO of Morgan Stanley since January 2012. President and CEO from January 2010 through December 2011.

Co-President from December 2007 to December 2009, Co-Head of Strategic Planning from October 2007 to December 2009 and President and Chief Operating Officer of Wealth Management from February 2006 to April 2008.

Joined Merrill Lynch & Co., Inc. (Merrill Lynch) in 1999 and served in various positions, including Chief Marketing Officer, Head of Corporate Acquisitions Strategy and Research in 2005 and President of the Global Private Client business from 2002 to 2005.

Prior to joining Merrill Lynch, was a senior partner at McKinsey & Co., serving in the firm's financial services practice. Earlier in his career, was an attorney in Australia.

Table of Contents

CORPORATE GOVERNANCE MATTERS

Robert H. Herz, 65

Independent Director

Director Since: 2012

Morgan Stanley Committees:

Audit (Chair)

Nominating and Governance

Nobuyuki Hirano, 67

Non-management Director

Director Since: 2015

Morgan Stanley Committees:

Risk

Qualifications, Attributes and Skills:

Mr. Herz brings to the Board extensive regulatory, public accounting, financial reporting, risk management and financial experience through his private and public roles, including as Chairman of the Financial Accounting Standards Board.

Qualifications, Attributes and Skills:

In his role as Chairman and former President and Group CEO at MUFG and its associated companies, Mr. Hirano brings to the Board global leadership as well as international banking, financial services, risk management and regulatory expertise.

Professional Experience:

President of Robert H. Herz LLC, providing consulting services on financial reporting and other matters, since September 2010.

Edgar Filing: MORGAN STANLEY - Form DEF 14A

Chairman of the Financial Accounting Standards Board from July 2002 to September 2010 and a part-time member of the International Accounting Standards Board from January 2001 to June 2002.

Member of the Standing Advisory Group of the Public Company Accounting Oversight Board since 2012 and served on the Accounting Standards Oversight Council of Canada from 2011 to March 2017.

Partner in PricewaterhouseCoopers LLP (PwC), an accounting firm, from 1985 to 2002.

Other U.S. Listed Public Company Boards:

Federal National Mortgage Association (Fannie Mae) and Workiva Inc.

Professional Experience:

Chairman of MUFG, one of the world's leading financial groups, since April 2019 and Director of MUFG Bank, the core commercial banking unit of MUFG, since June 2005.

President and Group CEO of MUFG from April 2013 to March 2019 and Chairman of MUFG Bank from April 2016 to March 2019.

Director of MUFG since June 2010 and Deputy President from October 2010 to March 2012. President and CEO of MUFG Bank from April 2012 to March 2016 and Deputy President of MUFG Bank from June 2009 to March 2012.

Managing Officer of MUFG from 2009 to 2010, Senior Managing Director from 2008 to 2009 and Managing Director from 2006 to 2008 of MUFG Bank.

Numerous senior-level positions in Japan and abroad since joining The Mitsubishi Bank, Limited in 1974, including in the Corporate Planning Office and Corporate Banking Division of The Bank of Tokyo-Mitsubishi, Ltd.

Previously served as a director of Morgan Stanley from 2009 to 2011.

Other U.S. Listed Public Company Boards:

MUFG and Toyota Motor Corporation

Table of Contents

CORPORATE GOVERNANCE MATTERS

Jami Miscik, 60

Independent Director

Director Since: 2014

Morgan Stanley Committees:

Operations and Technology
(Chair)

Risk

Dennis M. Nally, 66

Independent Director

Director Since: 2016

Morgan Stanley Committees:

Audit

CMDS

Qualifications, Attributes and Skills:

Ms. Miscik brings to the Board extensive leadership in navigating geopolitical, macroeconomic and technology risks through her private and public roles, including as CEO and Vice Chair of Kissinger and her service with the Central Intelligence Agency.

Qualifications, Attributes and Skills:

Mr. Nally brings to the Board over 40 years of regulatory, public accounting and financial reporting experience, including through his role as Chairman of PricewaterhouseCoopers International Ltd., as well as extensive technology and management experience.

Professional Experience:

CEO and Vice Chair of Kissinger Associates, Inc. (Kissinger), a New York-based strategic international consulting firm that assesses and navigates emerging market geopolitical and macroeconomic risks for its clients, since March 2017.

Edgar Filing: MORGAN STANLEY - Form DEF 14A

Co-CEO and Vice Chair of Kissinger from 2015 to 2017 and President and Vice Chair of Kissinger from 2009 to 2015.

Global head of sovereign risk at Lehman Brothers from 2005 to 2008.

Central Intelligence Agency from 1983 to 2005, serving as Deputy Director for Intelligence from 2002 to 2005.

Co-Chair of the President's Intelligence Advisory Board from 2014 to 2017 and served as Senior Advisor for Geopolitical Risk at Barclays Capital.

Other U.S. Listed Public Company Boards:

General Motors Company

Other U.S. Listed Public Company Boards in the Past Five Years: EMC Corporation

Professional Experience:

Chairman of PricewaterhouseCoopers International Ltd., the coordinating and governance entity of the PwC network, from 2009 to July 2016.

Chairman and Senior Partner of the U.S. firm of PricewaterhouseCoopers LLP (PwC) from May 2002 to June 2009.

Joined PwC in 1974 and became a partner in 1985, serving in numerous leadership positions within PwC, including National Director of Strategic Planning, Audit and Business Advisory Services Leader and Managing Partner.

Table of Contents

CORPORATE GOVERNANCE MATTERS

Takeshi Ogasawara, 65

Non-management Director

Director Nominee

Morgan Stanley Committees:

Operations and Technology

Hutham S. Olayan, 65

Independent Director

Director Since: 2006

Morgan Stanley Committees:

CMDS (Chair)

Qualifications, Attributes and Skills:

As an advisor and former Deputy President of MUFG Bank, Mr. Ogasawara brings to the Board over 35 years of banking experience and international, risk management, compliance and strategic expertise.

Qualifications, Attributes and Skills:

Ms. Olayan's leadership positions, including as Chair of The Olayan Group's board of directors and President and CEO of The Olayan Group's U.S. operations, bring to the Board extensive management experience and her financial experience in the U.S. and internationally, including in the Middle East, strengthens the Board's global perspective.

Professional Experience:

Advisor to MUFG Bank since June 2016.

Director of Bank of Ayudhya Public Company Limited (Krungsri), a subsidiary of MUFG Bank in Thailand, from January 2014 to June 2018.

Deputy President of MUFG Bank from May 2012 to June 2016, and Head of Central Region of Japan of MUFG Bank from May 2012 to May 2016.

Chief Compliance Officer of MUFG Bank from May 2009 to May 2012.

Began his professional career at The Tokai Bank, Ltd., one of the legacy banks of MUFG Bank, in 1977.

Professional Experience:

Chair since October 2018, Vice Chair from January to October 2018 and principal and director since 1981 of The Olayan Group, a private multinational enterprise that is a diversified global investor and operator of commercial and industrial businesses in Saudi Arabia.

Served as President and CEO of The Olayan Group's U.S. operations for almost 30 years until December 2017, overseeing all investment activities in the Americas.

Member of the Executive Advisory Board of General Atlantic and a former director of Thermo Electron Corporation.

Other U.S. Listed Public Company Boards:

IBM (retiring at 2019 annual meeting)

Table of Contents

CORPORATE GOVERNANCE MATTERS

Mary L. Schapiro, 63

Independent Director

Director Since: 2018

Morgan Stanley Committees:

Operations and Technology

Perry M. Traquina, 62

Independent Director

Director Since: 2015

Morgan Stanley Committees:

Audit

Risk (Chair)

Qualifications, Attributes and Skills:

Ms. Schapiro's leadership experience, including at the SEC, FINRA and the CFTC, brings to the Board extensive legal and regulatory compliance, finance, risk management, and public policy and government affairs experience as well as markets and financial services perspective.

Qualifications, Attributes and Skills:

Mr. Traquina brings to the Board extensive senior executive, regulatory and risk management experience, as well as investor perspective and market knowledge from his over 30 years at the global investment management firm Wellington.

Professional Experience:

Vice Chair for Global Public Policy and Special Advisor to the Founder and Chairman of Bloomberg L.P. since October 2018.

Edgar Filing: MORGAN STANLEY - Form DEF 14A

Vice Chair of the Advisory Board of Promontory Financial Group LLC (Promontory), a leading strategy, risk management and regulatory compliance firm, from January 2014 to October 2018.

Managing director of Promontory from March 2013 to January 2014.

Chair of the Securities and Exchange Commission (SEC) from January 2009 to December 2012.

Chair and CEO of the Financial Industry Regulatory Authority (FINRA) from 2006 to 2008, and served in numerous other key executive positions at FINRA and its predecessor from 1996 to 2006, including Vice Chair and President of NASD Regulation.

Chair of the Commodity Futures Trading Commission (CFTC) from 1994 to 1996.

Other U.S. Listed Public Company Boards:

CVS Health Corporation

Other U.S. Listed Public Company Boards in the Past Five Years:

General Electric Company

Professional Experience:

Chairman, CEO and Managing Partner of Wellington Management Company LLP (Wellington), a global, multi-asset investment management firm, serving from 2004 through June 2014 as CEO and Managing Partner and from 2004 through December 2014 as Chairman.

Partner, Senior Vice President and Director of Global Research at Wellington from 1998 to 2002 and President from 2002 to 2004.

Joined Wellington in 1980 and served in a number of executive roles before being named Chairman, CEO and Managing Partner.

Other U.S. Listed Public Company Boards:

The Allstate Corporation and eBay Inc.

Table of Contents

CORPORATE GOVERNANCE MATTERS

Rayford Wilkins, Jr., 67

Independent Director

Director Since: 2013

Morgan Stanley Committees:

CMDS

Nominating and Governance
(Chair)

Qualifications, Attributes and Skills:

Mr. Wilkins brings to the Board extensive management, technology and operational experience, as well as international perspective, through the various management positions he held at AT&T.

Professional Experience:

CEO of Diversified Businesses of AT&T Inc. (AT&T), the telecommunications company, responsible for international investments, AT&T Interactive, AT&T Advertising Solutions and Customer Information Services from October 2008 to March 2012.

During his career, he served in numerous other management roles at AT&T, including as Group President and CEO of SBC Enterprise Business Services, Group President of SBC Marketing and Sales, and President and CEO of Pacific Bell Telephone Company and Nevada Bell Telephone Company.

Began his career at Southwestern Bell Telephone in 1974.

Other U.S. Listed Public Company Boards:

Caterpillar Inc. and Valero Energy Corporation

Other U.S. Listed Public Company Boards in the Past Five Years: América Móvil, S.A.B. de C.V.

Our Board unanimously recommends that you vote **FOR the election of all director nominees. Proxies solicited by the Board will be voted **FOR** each nominee unless otherwise instructed.**

Table of Contents

CORPORATE GOVERNANCE MATTERS

CORPORATE GOVERNANCE PRACTICES

Morgan Stanley is committed to best-in-class governance practices, which are embodied in our Corporate Governance Policies available at www.morganstanley.com/about-us-governance. The Board initially adopted the Corporate Governance Policies in 1995 and reviews and approves them annually to ensure they reflect evolving best practices and regulatory requirements, including the New York Stock Exchange (NYSE) corporate governance listing standards. The governance practices highlighted below are reflected in the Corporate Governance Policies, our bylaws and our committee charters, as applicable.

Board Structure and Independence

Our Board represents a tapestry of complementary skills, attributes and perspectives and includes individuals with financial services experience and a diverse international background.

Directors may not stand for election if they will be 72 years old at the time of election.

Our Board conducts an ongoing review of Board composition and succession planning, resulting in substantial refreshment of the Board and a diversity of skills, attributes and perspectives on the Board.

Upon election at the annual meeting, the average tenure of the members of the Board will be approximately 4.7 years.

Our Board has a majority of independent directors. Our Chairman is the only member of management who serves as a director.

Our Independent Lead Director is selected from and by the independent directors and has expansive duties set forth in our Corporate Governance Policies. The Independent Lead Director chairs regularly scheduled executive sessions without the Chairman present. See Board Leadership Structure and Role in Risk Oversight.

Rotation of Board Leadership and Committee Appointments

The Independent Lead Director and committee chairs serve for approximately three to five years to provide for rotation of Board leadership and committee chairs while maintaining experienced leadership. In accordance with the Board's rotation policy, the Board appointed Mr. Glocer as Independent Lead Director, effective September 1, 2017.

In accordance with the Board's policy regarding the periodic rotation of committee appointments, the Board has approved the following committee appointments since the beginning of 2018:

Mr. Wilkins was appointed a member of CMDS Committee and concluded service on the Operations and Technology Committee.

Ms. Corley was appointed a member of the Nominating and Governance Committee.

Ms. Schapiro was appointed a member of the Operations and Technology Committee.

Mr. Ogasawara will be appointed a member of the Operations and Technology Committee upon his election at the annual meeting.

Board Oversight

Strategy and Annual Business Plans

The Board oversees the Company's strategy and annual business plans. The Board:

Conducts an annual strategy offsite with the CEO, Operating Committee and senior management to review the Company's long-term strategy.

Receives regular reporting regarding strategy at Board meetings as well as by the CEO and Operating Committee outside of regularly scheduled meetings.

Reviews the Company's annual strategic presentation to shareholders, which summarizes the Company's progress on the prior year's strategic plan, provides an overview of long-term strategic priorities and includes specific financial and non-financial goals. The Company's 2019 strategic presentation is available at www.morganstanley.com/about-us-ir.

Culture, Values and Conduct and Risk Management

The Board also oversees the Company's practices and procedures relating to culture, values and conduct. The Board oversees the Company's global ERM framework and is responsible for helping to ensure that the Company's risks are

Table of Contents

CORPORATE GOVERNANCE MATTERS

managed in a sound manner. The Board regularly reviews the Company's risks and the responsibilities of management and the Board committees to assist the Board in its risk oversight. The Board has a separate committee responsible for operations and technology, including cybersecurity risk, and the Board receives briefings on cybersecurity.

See [Board Leadership Structure and Role in Risk Oversight](#) and [Board Oversight of Cybersecurity Risk](#).

Access to the Company's Regulators, Employees and Independent Advisors

Independent directors, including the Chairs of the Audit Committee and Risk Committee, meet with our primary regulator, the Federal Reserve, and other global regulators as requested. Directors also have complete and open access to senior members of management and other employees of the Company. For instance:

Board members meet with local management and independent control functions throughout the world and have visited several of our global offices.

The Independent Lead Director and committee chairs meet with management between regularly scheduled meetings for discussion of key items and to develop Board and committee agendas and provide feedback regarding information reported to the Board and on other topics to be reviewed.

The Company's Chief Financial Officer (CFO), Chief Legal Officer (CLO) and Chief Risk Officer (CRO), as well as the heads of the Company's operating units and other officers, regularly attend Board meetings and maintain an ongoing dialogue with Board members between Board meetings.

The CMDS Committee, in conjunction with the entire Board, annually reviews succession plans for the CEO and senior executives.

The Board, the Independent Lead Director and each committee have the right at any time to retain independent financial, legal or other advisors at the Company's expense.

Alignment with Shareholder Interests

The director equity ownership requirement helps to align director and shareholder interests. Directors also may not enter into hedging transactions in respect of Morgan Stanley common stock or pledge Morgan Stanley common stock in connection with a margin or other loan transaction. See [Director Equity Ownership Requirement](#).

[Director Orientation and Continuing Education](#)

Director education about Morgan Stanley, our strategy, control framework, regulatory environment and our industry begins when a director is elected to our Board and continues throughout his or her tenure on the Board. The Nominating and Governance Committee oversees an orientation program for new directors, which includes an overview of director duties and our Corporate Governance Policies, presentations by senior management, including the President, the CFO, CLO and CRO, on the Company's strategy and regulatory framework, its primary business lines and control framework, and a one-on-one session with the Chairman and CEO. As directors are appointed to new committees or assume a leadership role, such as committee chair, they receive additional orientation sessions specific to such responsibilities. We also conduct educational briefings on business, governance, regulatory and control matters, and reimburse directors for reasonable costs incurred attending educational sessions on subjects that would assist them in discharging their duties.

Senior Management Succession and Development Planning

The CMDS Committee oversees CEO and senior management succession and development planning, which covers unexpected as well as planned events and is formally reviewed, in conjunction with the entire Board, at least annually.

Our CEO and our Chief Human Resources Officer review recommendations and evaluations of potential internal CEO and senior management successors, and review their qualifications, skills, accomplishments and developmental areas.

Potential internal CEO and senior management successors regularly attend Board meetings and engage with Board members periodically between Board meetings, including during preparatory meetings, client-related events and visits to our offices around the world. These interactions provide the Board with the knowledge of the Company's executive talent that is critical to the Company's succession planning.

Table of Contents

CORPORATE GOVERNANCE MATTERS

Annual Evaluation of Board, Committees and Independent Lead Director

Overview of Evaluation Process

The Board believes that establishing and maintaining a constructive evaluation process is essential to maintaining Board effectiveness and best corporate governance practices. Accordingly, the Nominating and Governance Committee reviews and approves the evaluation process annually so that the evaluation process continues to be effective in identifying areas to enhance the performance and effectiveness of the Board, the Independent Lead Director and the Board committees.

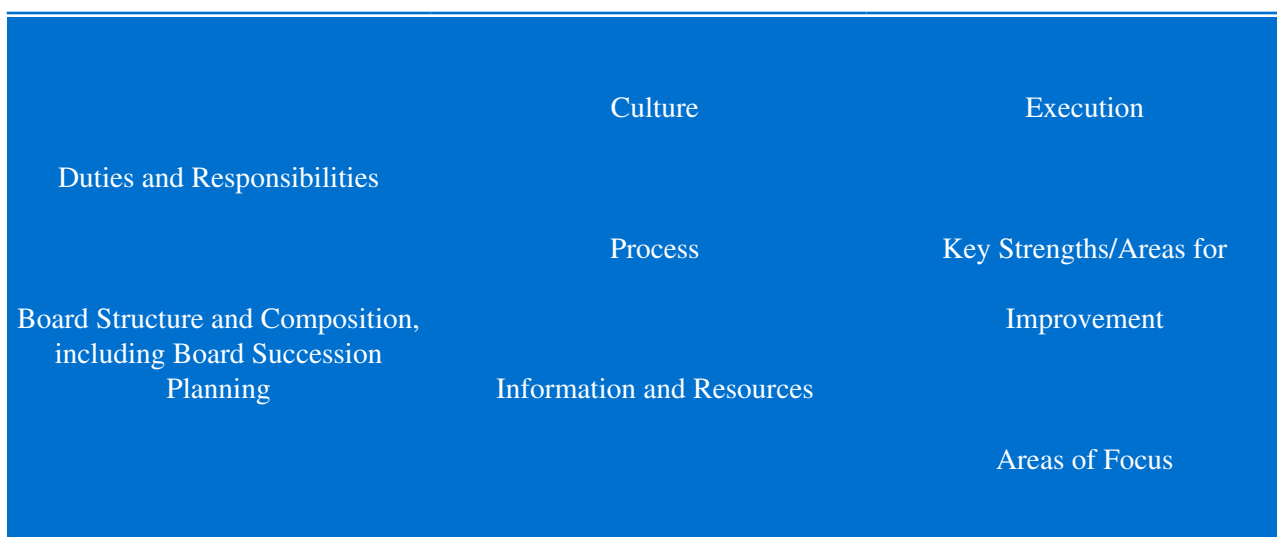
Multi-Step Evaluation Process

Morgan Stanley 2019 Proxy Statement 23

Table of Contents

CORPORATE GOVERNANCE MATTERS

This process is aided by written discussion guides used to facilitate the assessments. These guidelines are updated annually to reflect significant new developments and areas of focus as the Nominating and Governance Committee determines appropriate and encompass many factors, including:



Addressing Feedback

Upon conclusion of such self-assessments, Board and committee policies and practices are revised as appropriate. The Board self-assessment process has led to enhanced Board materials, deep dives on certain of the Company's businesses and control areas, enhanced coordination among Board committees, and focus on particular skills and attributes of Board candidates.

Shareholder Rights and Accountability

Our Corporate Governance Policies are consistent with the Investor Stewardship Group Corporate Governance Principles for U.S. listed companies.

All directors are elected annually; in uncontested director elections, directors are elected by a majority of votes cast.

Proxy access permits up to 20 shareholders owning 3% or more of our stock continuously for at least three years to nominate the greater of two directors or up to 20% of our Board and include those nominees in our proxy

materials.

Our Board has an Independent Lead Director with expansive duties. See [Board Leadership Structure and Role in Risk Oversight](#) [Independent Lead Director](#).

Shareholders who own at least 25% of common stock have the ability to call a special meeting of shareholders.

There are no supermajority vote requirements in our charter or bylaws.

We do not have a [poison pill](#) in effect.

Shareholders and other interested parties may contact any of our Company's directors.

Shareholders may submit recommendations for director candidates for consideration by the Nominating and Governance Committee at any time by sending the information set forth under [Director Candidates Recommended by Shareholders](#) in the Corporate Governance Policies to the Nominating and Governance Committee, Morgan Stanley, Suite D, 1585 Broadway, New York, New York 10036. Under the policy, the Nominating and Governance Committee evaluates director candidates recommended by shareholders in the same manner as other director candidates. In order for director candidate recommendations to be considered for the 2020 annual meeting of shareholders, recommendations must be submitted in accordance with the policy by December 7, 2019.

[Shareholder Engagement](#)

Our Board and management value the views of our shareholders and engage with them year-round on a broad range of topics, including our strategy, financial performance, executive compensation, corporate governance and environmental and social goals. Our Board receives reporting on feedback received from investors and shareholder voting results. In addition, management routinely engages with investors at conferences and other forums. We also speak with proxy advisors to discuss, and receive feedback on, our governance practices and executive compensation programs. Feedback from investors informs the Board's ongoing review of governance and compensation matters. In recent years, the Board has taken action responsive to such shareholder feedback, including the adoption of amendments to our bylaws to implement proxy access and enhanced proxy disclosure of Board evaluations, director orientation and education, succession planning, ESG matters and alignment of compensation and performance.

Table of Contents

CORPORATE GOVERNANCE MATTERS

Corporate Political Activities Policy Statement

Our Corporate Political Activities Policy Statement aims to ensure transparency of the Company's practices and procedures regarding political activities and oversight by senior management and the Board. Our Corporate Political Activities Policy Statement:

Prohibits Morgan Stanley from making U.S. political contributions.

Provides that Morgan Stanley informs its principal U.S. trade associations not to use payments made by Morgan Stanley for election-related activity at the federal, state or local levels.

Provides that principal U.S. trade association memberships and expenditures relating to such memberships are reviewed annually with the Government Relations Department and the Nominating and Governance Committee.

Provides a link to examples of principal U.S. trade associations that the Company belongs to on the Company's website.

Addresses oversight of lobbying activities, as well as expenditures related thereto, by the Vice Chairman of the Company who reports to the Chairman and CEO, and oversight of significant lobbying priorities and expenditures by the Nominating and Governance Committee.

Confirms that Morgan Stanley discloses publicly all U.S. federal lobbying costs as required by law, including dues attributable to lobbying by U.S. trade associations.

Provides that the Nominating and Governance Committee oversees the Corporate Political Activities Policy Statement and the activities addressed by it.

Morgan Stanley 2019 Proxy Statement 25

Table of Contents

CORPORATE GOVERNANCE MATTERS

Sustainability at Morgan Stanley

Morgan Stanley endeavors to advance sustainability by considering ESG matters throughout our operations and businesses. We offer financial solutions and advisory services that provide positive long-term benefits for clients and shareholders, as well as for the environment and global communities. The Morgan Stanley Institute for Sustainable Investing's (Institute) advisory board helps to ensure that our sustainability strategy is comprehensive, rigorous and innovative. ESG initiatives are overseen by the Nominating and Governance Committee and reported to the Board. Key areas of focus and highlights for 2018 include:

Sustainable Finance and Investing

Morgan Stanley is committed to harnessing the power of capital markets to create sustainable, long-term value for clients and stakeholders.

We announced a public commitment to mobilize \$250 billion to support low-carbon solutions by 2030, and deployed nearly \$30 billion in the first year.

Morgan Stanley Wealth Management *Investing with Impact* assets reached approximately \$25 billion, more than double our five-year goal of raising \$10 billion from 2013 to 2018.

Morgan Stanley Sustainability Research published thematic client-facing research reports on plastic, data privacy and governance.

Morgan Stanley Investment Management, a signatory to the UN's Principles for Responsible Investment, through its corporate governance team engaged with over 100 companies on ESG issues ranging from climate change to the opioid epidemic.

Institute for Sustainable Investing

Established in 2013, the Institute focuses on accelerating the adoption of sustainable investing strategies. Chaired by Morgan Stanley's Chairman and CEO, an Advisory Board of prominent leaders from business, academia and leading non-governmental organizations guide the Institute's work and strategic priorities.

We expanded the Morgan Stanley Sustainable Investing Fellowship to our London office, with the goal of developing the next generation of sustainable investing professionals.

The Institute also continued to publish content for investors focused on the integration of ESG into investment decisions, including a paper entitled *Weathering the Storm:*

	<p><i>Integrating Climate Resilience into Real Assets Investing</i>, which provides investors with a framework for understanding climate risk in the investment life cycle.</p>
<p>Environmental and Social Risk Management</p>	<p>Environmental and social risk management is a priority for Morgan Stanley. The Company's due diligence and risk management processes are designed to identify, analyze and address potentially significant environmental and social issues that may confront us or our clients. Our processes include monitoring for emerging environmental and social risks and related trends, as well as engaging with clients and other stakeholders as appropriate.</p> <p>We met with leaders of indigenous tribes to discuss issues impacting their communities.</p> <p>We also participated in a roundtable with environmental non-governmental organizations to discuss how financial institutions are addressing climate change.</p>
<p>Corporate Sustainability</p>	<p>Morgan Stanley is committed to responsible corporate citizenship, and views strong sustainability performance as a means to reduce risk and enhance value for key stakeholders.</p> <p>We announced a five-year carbon neutrality goal, committing to source 100% of our global energy needs from renewable energy by 2022, and in 2018 created a Corporate Services Global Sustainability Council to execute on our operational sustainability strategy, which focuses on resource efficiency, renewable energy and identifying innovative ways to shrink the environmental impacts of our operations globally.</p> <p>We also developed a Supplier Code of Conduct which outlines Morgan Stanley's expectations and requirements for vendors on sustainability and human rights issues.</p>

Table of Contents

CORPORATE GOVERNANCE MATTERS

Giving Back to the Community

Morgan Stanley is committed to giving back to the communities where we live and work through long-lasting partnerships, community-based delivery and engaging our best asset – our employees. The impact of our philanthropic initiatives includes:

Volunteering

Employees logged over 488,000 volunteer hours for charities around the world in 2018.

During the 2018 Global Volunteer Month in June, including the collective efforts from Feeding Kids Around the Clock, over 48,000 employees logged over 262,000 volunteer hours in 36 countries.

Since inception in 2009, the Morgan Stanley Strategy Challenge has provided 128 nonprofit organizations with more than 95,000 hours of pro bono services valued at over \$14.6 million.

Giving

In 2018, employees, together with the Company, the Morgan Stanley Foundation and the Morgan Stanley International Foundation, donated over \$106 million.

The Morgan Stanley Foundation granted over \$5.2 million in 2018 to charities within the children’s health space focused on the fundamentals for children’s health including: wellness, nutrition and play.

Community Development

Since 2010, we have committed \$18.02 billion in community development loans and investments, funding more than 99,000 affordable housing units and helping to create or retain more than 103,000 jobs.

Since 2010, we have made 211 small-business loans and investments totaling \$261.7 million across the U.S., including \$56.6 million in 2018.

Communication by Shareholders and Other Interested Parties with the Board of Directors

As set forth under Communications with the Board in the Corporate Governance Policies, shareholders and other interested parties may contact the Board, the non-management or independent directors, an individual director (including the Independent Lead Director or Chairman) or a committee of the Board, by writing to them at Morgan Stanley, Suite D, 1585 Broadway, New York, New York 10036. Such communications will be handled in accordance with the procedures approved by the Company's independent directors.

[Additional Corporate Governance Information Available on Corporate Governance Webpage](#)

In addition to the Corporate Governance Policies and other policies described above, our corporate governance webpage includes the following:

Bylaws and Certificate of Incorporation
Code of Ethics and Business Conduct
Policy Regarding Shareholder Rights Plan
Environmental and Social Policies

Corporate Political Activities Policy Statement
Operating Committee Equity Ownership Commitment
Charters for Board Committees
Information Regarding the Integrity Hotline

Hard copies of the materials described above are available without charge to any shareholder who requests them by writing to Morgan Stanley, Suite D, 1585 Broadway, New York, New York 10036.

Table of Contents

CORPORATE GOVERNANCE MATTERS

Director Independence

The Board has adopted Director Independence Standards, which are more stringent than the independence requirements outlined in the NYSE rules in certain respects, and delineate relationships that are deemed to impair independence and categories of relationships that are not deemed material for purposes of director independence (Director Independence Standards). The Director Independence Standards, which are part of our Corporate Governance Policies available at www.morganstanley.com/about-us-governance, provide that, for a director to be considered independent, a director must meet the following categorical standards:

1. Employment and commercial relationships affecting independence**A. Current****Relationships**


A director will not be independent if:

- (i) the director is a current partner or current employee of Morgan Stanley's internal or external auditor;
- (ii) an immediate family member of the director is a current partner of Morgan Stanley's internal or external auditor;
- (iii) an immediate family member of the director (a) is a current employee of Morgan Stanley's internal or external auditor and (b) personally works on Morgan Stanley's audit;
- (iv) the director is a current employee, or an immediate family member of the director is a current executive officer, of an entity that has made payments to, or received payments from, Morgan Stanley for property or services in an amount which, in any of the last three fiscal years, exceeds the greater of \$1 million or 2% of such other company's consolidated gross revenues; or
- (v) the director's spouse, parent, sibling or child is currently employed by Morgan Stanley.

B. Relationships**within Preceding****Three Years**

A director will not be independent if, within the preceding three years:

- (i) the director is or was an employee of Morgan Stanley;
- (ii) an immediate family member of the director is or was an executive officer of Morgan Stanley;



(iii) the director or an immediate family member of the director (a) was a partner or employee of Morgan Stanley's internal or external auditor and (b) personally worked on Morgan Stanley's audit within that time;

(iv) the director or an immediate family member of the director received more than \$120,000 in direct compensation in any 12-month period from Morgan Stanley, other than (a) director and committee fees and pension or other forms of deferred compensation for prior service (provided such compensation is not contingent in any way on continued service) and (b) compensation paid to an immediate family member of the director who is an employee (other than an executive officer) of Morgan Stanley; or

(v) a present Morgan Stanley executive officer is or was on the compensation committee of the board of directors of a company that concurrently employed the Morgan Stanley director or an immediate family member of the director as an executive officer.

Table of Contents

CORPORATE GOVERNANCE MATTERS

2. Relationships not deemed material for purposes of director independence

In addition to the provisions above, each of which must be fully satisfied with respect to each independent director, the Board must affirmatively determine that the director has no material relationship with Morgan Stanley. To assist the Board in this determination, it has adopted the following categorical standards of relationships that are not considered material for purposes of determining a director's independence. Any determination of independence for a director that does not meet these categorical standards will be based upon all relevant facts and circumstances and the Board shall disclose the basis for such determination in the Company's proxy statement.

A. Equity Ownership	A relationship arising solely from a director's ownership of an equity or limited partnership interest in a party that engages in a transaction with Morgan Stanley, so long as such director's ownership interest does not exceed 5% of the total equity or partnership interests in that other party.
B. Other Directorships	A relationship arising solely from a director's position as <ul style="list-style-type: none"> (i) director or advisory director (or similar position) of another company or for-profit corporation or organization or (ii) director or trustee (or similar position) of a tax-exempt organization.
C. Ordinary Course Business	A relationship arising solely from transactions, including financial services transactions such as underwriting, banking, lending or trading in securities, commodities or derivatives, or from other transactions for products or services, between Morgan Stanley and a company of which a director is an executive officer, employee or owner of 5% or more of the equity of that company, if such transactions are made in the ordinary course of business and on terms and conditions and under circumstances (including, if applicable, credit or underwriting standards) that are substantially similar to those prevailing at the time for comparable transactions, products or services for or with unaffiliated third parties.
D. Contributions	A relationship arising solely from a director's status as an executive officer of a tax-exempt organization, and the contributions by Morgan Stanley (directly or through the Morgan Stanley Foundation or any similar organization established by Morgan Stanley) to the organization are less than the greater of \$1,000,000 or 2% of the organization's consolidated gross revenues during the organization's preceding fiscal year (matching of employee charitable contributions is not included in Morgan Stanley's contributions for this purpose).
E. Products and Services	A relationship arising solely from a director utilizing products or services of Morgan Stanley in the ordinary course of business and on substantially the same terms as those prevailing at the time for comparable products or services provided to unaffiliated third

parties.

F. Professional,
Social and Religious
Organizations
and Educational
Institutions

A relationship arising solely from a director's membership in the same professional, social, fraternal or religious association or organization, or attendance at the same educational institution, as an executive officer or director.

G. Family Members

Any relationship or transaction between an immediate family member of a director and Morgan Stanley shall not be deemed a material relationship or transaction that would cause the director not to be independent if the standards in this Section 2 would permit the relationship or transaction to occur between the director and Morgan Stanley.

The Board has determined that ten of our 13 director nominees (Ms. Corley, Messrs. Darling, Glocer and Herz, Ms. Miscik, Mr. Nally, Mss. Olayan and Schapiro, and Messrs. Traquina and Wilkins) are independent in accordance with the Director Independence Standards. The Board has also determined that Erskine Bowles, who retired from the Board effective February 1, 2018 and James Owens, who retired from the Board effective May 24, 2018, were independent during the time they served on the Board in 2018.

To assess independence, the Board was provided with information about relationships between the independent directors (and their immediate family members and affiliated entities) and Morgan Stanley and its affiliates, including information about the directors' professional experience and affiliations. In making its determination as to the

Table of Contents

CORPORATE GOVERNANCE MATTERS

independent directors, the Board reviewed the categories of relationships between Morgan Stanley and the directors described above and the following specific relationships under those Director Independence Standards:

Commercial relationships (such as financial services offered by the Company to clients in the ordinary course of the Company's business) in the last three years between Morgan Stanley and entities where the directors are employees or executive officers, or their immediate family members are executive officers (Mr. Bowles and Mss. Corley, Olayan and Schapiro). In each case the fees the Company received were in compliance with the Director Independence Standards and the NYSE rules, and did not exceed the greater of \$1 million or 2% of such other entity's consolidated gross revenues in any of the last three years and were considered immaterial to director independence.

Director's utilization of Morgan Stanley products and services offered by the Company as a client of the Company (such as Wealth Management brokerage accounts and investments in funds sponsored by the Company) in the ordinary course of the Company's business on terms and conditions substantially similar to those provided to unaffiliated third parties (Messrs. Glocer and Herz, Ms. Miscik, Mr. Nally, Ms. Olayan and Messrs. Owens, Traquina and Wilkins). In each case the provision of such products and services was in compliance with the Director Independence Standards and the NYSE rules and was considered immaterial to director independence.

Director Attendance at Annual Meeting

The Corporate Governance Policies state that directors are expected to attend annual meetings of shareholders. All directors who were on the Board at the time, including all current directors who were nominees at the time, attended the 2018 annual meeting of shareholders.

Board Meetings and Committees

Board Meetings

Our Board met 16 times during 2018. Each current director attended at least 75% of the total number of meetings of the Board and committees on which such director served that were held during 2018 while the director was a member. In addition to Board and committee meetings, our directors also discharge their duties through, among other things, less formal group communications, including discussions, briefings and educational sessions, with the Independent Lead Director, Chairman of the Board and CEO, members of senior management and others as appropriate regarding matters of interest.

Committees

The Board's standing committees, their membership and the number of meetings in 2018 are set forth below. Charters for each of our standing committees are available at our corporate governance webpage at www.morganstanley.com/about-us-governance.

All members of the Audit Committee, the CMDS Committee and the Nominating and Governance Committee satisfy the standards of independence applicable to members of such committees, including NYSE listing standards.

Each member of the CMDS Committee is a non-employee director as defined in Section 16 of the Securities Exchange Act of 1934.

The Board has determined that all members of the Audit Committee are independent and financially literate within the meaning of the NYSE listing standards and a majority of the members of the Audit Committee, including the Chair, Robert H. Herz, are audit committee financial experts within the meaning of the SEC rules.

All members of the Risk Committee and the Operations and Technology Committee are non-employee directors and a majority of the members of such committees satisfy the independence requirements of the Company and the NYSE, and the Risk Committee membership satisfies other applicable legal and regulatory criteria.

Table of Contents

CORPORATE GOVERNANCE MATTERS

AUDIT COMMITTEE

Current Members

Primary Responsibilities

Robert H. Herz (Chair)

Oversees the integrity of the Company's consolidated financial statements and system of internal controls.

Alistair Darling

Dennis M. Nally

Oversees risk management and risk assessment guidelines in coordination with the Board, Operations and Technology Committee and Risk Committee.

Perry M. Traquina

19 Meetings Held in 2018

Reviews the major legal and compliance risk exposures of the Company and the steps management has taken to monitor and control such exposures.

Selects, determines the compensation of, evaluates and, when appropriate, replaces the independent auditor.

Reviews and assesses the qualifications, independence and performance of the independent auditor, and pre-approves audit and permitted non-audit services.

Oversees the performance of the head of the Company's Internal Audit Department (Global Audit Director), who reports functionally to the Audit Committee, and the internal audit function.

After review, recommends to the Board the acceptance and inclusion of the annual audited consolidated financial statements in the Company's Annual Report on Form 10-K.

See also Audit Matters.

COMPENSATION, MANAGEMENT DEVELOPMENT AND SUCCESSION (CMDS) COMMITTEE⁽¹⁾

Current Members

Primary Responsibilities

Hutham S. Olayan (Chair)

Annually reviews and approves the corporate goals and objectives relevant to the compensation of the CEO and evaluates his performance in light of these goals and objectives.

Thomas H. Glocer

Dennis M. Nally

Rayford Wilkins, Jr.

Determines the compensation of executive officers and other officers and employees as appropriate.

8 Meetings Held in 2018

Administers the Company's equity-based compensation plans and cash-based nonqualified deferred compensation plans.

Oversees plans for management development and succession.

Reviews and discusses the Compensation Discussion and Analysis with management and recommends to the Board its inclusion in the proxy statement.

Oversees the Company's incentive compensation arrangements, including with appropriate input from the CRO, to help ensure that such arrangements are consistent with the safety and soundness of the Company and do not encourage excessive risk-taking, and are otherwise consistent with applicable related regulatory rules and guidance.

Reviews and approves the Company's equity retention and ownership policies for executive officers and other officers and employees, as appropriate.

See also Compensation Governance and Risk Management.

Table of Contents

CORPORATE GOVERNANCE MATTERS

NOMINATING AND GOVERNANCE COMMITTEE

Current Members

Primary Responsibilities

Rayford Wilkins, Jr. (Chair)

Oversees succession planning for the Board and Board leadership appointments.

Elizabeth Corley

Robert H. Herz

Reviews the overall size and composition of the Board and its committees.

4 Meetings Held in 2018

Identifies and recommends candidates for election to the Board.

Oversees the orientation program for newly elected directors.

Reviews annually the Corporate Governance Policies.

Oversees and approves the process and guidelines for the annual evaluation of performance and effectiveness of the Independent Lead Director, the Board and its committees.

Reviews and approves related person transactions in accordance with the Company's Related Person Transactions Policy.

Reviews the director compensation program.

Reviews the Company's Corporate Political Activities Policy Statement and oversees political activities, the Company's significant lobbying priorities and expenditures attributable to lobbying in the U.S., and expenditures related to principal U.S. trade associations.

Oversees the Company's philanthropic programs and social responsibility, environmental and sustainability matters.

OPERATIONS AND TECHNOLOGY COMMITTEE⁽²⁾

Current Members

Primary Responsibilities

Jami Miscik (Chair)

Oversees the Company's operations and technology strategy, including trends that may affect such strategy.

Thomas H. Glocer

Mary L. Schapiro

Ryosuke Tamakoshi

Reviews the major operations and technology risk exposures of the Company, including information security, fraud and cybersecurity risks, and the steps management has taken to monitor and control such exposures.

6 Meetings Held in 2018

Reviews the operations and technology budget and significant operations and technology expenditures and investments.

Oversees risk management and risk assessment guidelines and policies regarding operations and technology risk.

Oversees the Company's business continuity planning.

See also Board Leadership Structure and Role in Risk Oversight Board Oversight of Cybersecurity Risk.

32 Morgan Stanley 2019 Proxy Statement

Table of Contents

CORPORATE GOVERNANCE MATTERS

RISK COMMITTEE

Current Members

Primary Responsibilities

Perry M. Traquina (Chair)

Oversees the Company's global ERM framework.

Alistair Darling

Nobuyuki Hirano

Oversees the Company's capital, liquidity and funding planning and strategy.

Jami Miscik

Oversees the major risk exposures of the Company, including market, credit, operational, model and liquidity risk, against established risk measurement methodologies and the steps management has taken to monitor and control such exposures and reviews significant new product risk, emerging risks and regulatory matters.

8 Meetings Held in 2018

Oversees the risk identification framework.

Oversees the Company's risk appetite statement, including risk tolerance levels and limits, and the ongoing alignment of the Risk Appetite Statement with the Company's strategy and capital plans.

Reviews the contingency funding plan, effectiveness of the Company's Basel III advanced systems, Comprehensive Capital Analysis and Review, mid-cycle Dodd-Frank Act Stress Testing submissions and the Company's Volcker Compliance Program, Title I Resolution Plan and Recovery Plan.

Oversees risk management and risk assessment policies and guidelines.

Oversees the performance of the CRO (who reports to the Risk Committee and the CEO) and the risk management function.

See also [Board Leadership Structure and Role in Risk Oversight](#) [Board Role in Risk Oversight](#).

- (1) Effective July 1, 2018, Mr. Wilkins joined the CMDS Committee.
- (2) Effective July 1, 2018, Ms. Schapiro joined the Operations and Technology Committee, and Mr. Wilkins concluded service on the Operations and Technology Committee. Effective at the 2019 annual meeting of shareholders, Mr. Tamakoshi will conclude service on the Board and Operations and Technology Committee and, upon his election by shareholders, Mr. Ogasawara will join the Operations and Technology Committee.

[Board Leadership Structure and Role in Risk Oversight](#)

Board Leadership Structure

The Board is responsible for reviewing the Company's leadership structure. As set forth in the Corporate Governance Policies, the Board believes that the Company and its shareholders are best served by maintaining the flexibility to have any individual serve as Chairman of the Board based on what is in the best interests of the Company at a given point in time, taking into consideration, among other things:

- The composition of the Board;
- The role of the Company's Independent Lead Director;
- The Company's strong corporate governance practices;
- The CEO's working relationship with the Board; and
- The challenges specific to the Company.

The Board has determined that the appointment of a strong Independent Lead Director (as described below), together with a combined Chairman and CEO, serves the best interests of the Company and its shareholders. By serving in both positions, the Chairman and CEO is able to draw on his detailed knowledge of the Company to provide the Board, in coordination with the Independent Lead Director, leadership in focusing its discussions and review of the Company's strategy. In addition, a combined role of Chairman and CEO ensures that the Company presents its message and strategy to shareholders, employees and clients with a unified voice. The Board believes that it is in the best interest of the Company and its shareholders for Mr. Gorman to serve as Chairman and CEO at this time, considering the strong role of our Independent Lead Director and other corporate governance practices providing independent oversight of management as set forth below.

Independent Lead Director

The Corporate Governance Policies provide for an independent and active Independent Lead Director who is appointed and reviewed annually by the independent directors with clearly defined leadership authority and responsibilities.

Table of Contents

CORPORATE GOVERNANCE MATTERS

Our Independent Lead Director, Thomas H. Glocer, was appointed by our other independent directors and as part of his formal duties and responsibilities shall:

<p>Board Governance and Leadership</p>	<p>Advising the Chairman and CEO</p>	<p>Board Effectiveness and Succession Planning</p>
<p>Preside at all meetings of the Board at which the Chairman is not present</p>	<p>Communicate with the Chairman and the CEO between meetings and act as a sounding board and advisor</p>	<p>Lead the annual evaluation of the performance and effectiveness of the Board including consultation with each non-management director regarding Board performance and effectiveness and, as necessary, individual director performance</p>
<p>Have the authority to call, and lead, non-management director sessions and independent director sessions</p>	<p>Advise the Chairman and the CEO of the Board's informational needs</p>	<p>Help facilitate the efficient and effective functioning and performance of the Board</p>
<p>Help facilitate communication among the Chairman, the CEO and the non-management and independent directors, including serving as liaison between the Chairman and the independent directors</p>	<p>Collaborate with the Chairman and the CEO in developing the agenda for meetings of the Board</p>	<p>Help facilitate discussion and open dialogue among non-management directors during Board meetings, executive sessions and outside of Board meetings</p>
<p>Approve the types and forms of information sent to the Board</p>	<p>Approve Board meeting agendas and the schedule of Board meetings to assure that there is sufficient time for discussion of all agenda items</p>	<p>Consult with the Chair of the Nominating and Governance Committee on Board succession planning and Board Committee appointments</p>
<p>Solicit then-management directors for advice on agenda items for meetings of the Board and</p>	<p>Have authority to request inclusion of additional agenda items</p>	

executive sessions to help facilitate Board focus on key issues and topics of interest to the Board

Be available, if requested, to meet with the Company's primary regulators

Be available, if requested by major shareholders, for consultation and direct communication in accordance with the Corporate Governance Policies

Communicate with the Chairman and the CEO and other members of management, as appropriate, about decisions reached, suggestions and views expressed by non-management directors in executive sessions or outside of Board meetings

Coordinate with the Chair of the Nominating and Governance Committee on recruiting and interviewing candidates for the Board

Consult with the Chair of the CMDS Committee on the annual evaluation of the performance of the CEO

Independent Oversight of Management

The Company's corporate governance practices and policies ensure substantial independent oversight of management. For instance:

The Board has a majority of independent and non-management directors. Ten of the 13 director nominees are independent as defined by the NYSE listing standards and the Company's more stringent Director Independence Standards. Twelve of the 13 director nominees are non-management directors. All of the Company's directors are elected annually.

The Board's key standing committees are composed solely of non-management directors. The Audit Committee, the CMDS Committee and the Nominating and Governance Committee are each composed solely of independent directors. The Operations and Technology Committee and the Risk Committee are chaired by independent directors, consist of a majority of independent directors and include only non-management directors. The committees provide independent oversight of management.

The Board's non-management directors meet regularly in executive session. The non-management directors meet regularly in executive session without management present and, consistent with the NYSE listing standards, at least annually, the independent directors meet in executive session. These sessions are chaired by the Independent Lead Director.

Table of Contents

CORPORATE GOVERNANCE MATTERS

Board Role in Risk Oversight

Effective risk management is vital to the success of Morgan Stanley. The Board has oversight for the Company's global ERM framework, which integrates the roles of the Company's risk management functions into a holistic enterprise to facilitate the incorporation of risk assessment into decision-making processes across the Company, and is responsible for helping to ensure that the Company's risks are managed in a sound manner. The Board regularly reviews the Company's risks and the responsibilities of management and the Board committees to assist the Board in its risk oversight. The Board committees assist the Board in oversight of the risks set forth below, coordinating as appropriate. In addition, the entire Board receives reporting on a quarterly basis regarding cross-enterprise risks, including strategic, reputational, and culture, values and conduct risk. The committees report to the entire Board on a regular basis and have overlapping directors, invite Chairs of other committees and other directors to attend meetings, as appropriate given topics of discussion, and hold joint meetings as necessary to discharge their duties.

The Board has also authorized the Firm Risk Committee, a management committee appointed and chaired by the CEO that includes the most senior officers of the Company, including the CRO, CLO and CFO, to oversee the Company's global ERM framework. The Firm Risk Committee's responsibilities include oversight of the Company's risk management principles, procedures and limits and the monitoring of capital levels and material market, credit, operational, model, liquidity, legal, compliance and reputational risk matters, and other risks, as appropriate, and the steps management has taken to monitor and manage such risks. The Company's risk management is further discussed in Part II, Item 7A of the Company's Annual Report on Form 10-K for the year ended December 31, 2018 (2018 Form 10-K).

Board Oversight of Cybersecurity Risk

Cybersecurity risk is overseen by the Board as well as the Operations and Technology Committee. The Operations and Technology Committee has primary responsibility for oversight of information and cybersecurity operations. In accordance with its charter, the Operations and Technology Committee receives regular reporting at each quarterly meeting from senior officers in the Information and Technology Department and the Firm Risk Management Department on information security, fraud and cybersecurity risk as well as the steps management has taken to monitor and control

Table of Contents

CORPORATE GOVERNANCE MATTERS

such exposures. Such reporting includes updates on the Company's cybersecurity program, the external threat environment and the Company's programs to address and mitigate the risks associated with the evolving cybersecurity threat environment.

The Operations and Technology Committee also receives an annual independent assessment of key aspects of the Company's cybersecurity program from an external party and holds joint meetings with the Audit Committee and Risk Committee as necessary and appropriate. The Chair of the Operations and Technology Committee regularly reports to the full Board on cybersecurity risks and other matters reviewed by the Operations and Technology Committee. The full Board also receives separate presentations on cybersecurity risk. The Board (or a committee thereof) reviews and approves the Global Cybersecurity Program Policy, the Global Information Security Program Policy and the Global Technology Policy at least annually. Senior management, including the senior technology officers mentioned above, also discuss cybersecurity developments with the Chairs of the Operations and Technology Committee and the Risk Committee between Board and committee meetings, as necessary.

Assessment of Leadership Structure and Risk Oversight

The Board has determined that its leadership structure is appropriate for the Company. Mr. Gorman's role as CEO, his existing relationship with the Board, his understanding of Morgan Stanley's businesses and strategy, and his professional experience and leadership skills uniquely position him to serve as Chairman and CEO, while the Company's Independent Lead Director position enhances the overall independent functioning of the Board. The Board believes that the combination of the Chairman and CEO, the Independent Lead Director and the Chairs of the Audit, CMDS, Nominating and Governance, Operations and Technology, and Risk committees provides the appropriate leadership to help ensure effective risk oversight by the Board.

Compensation Governance and Risk Management

The CMDS Committee actively engages in its duties and follows procedures intended to ensure excellence in compensation governance. The CMDS Committee:

Retains an independent compensation consultant and evaluates the independence of such consultant and other advisors as required by any applicable law, regulation or listing standard. The CMDS Committee's compensation consultant, Pay Governance, assists the CMDS Committee in collecting and evaluating external market data regarding executive compensation and performance and advises the CMDS Committee on developing trends and best practices in executive compensation and equity and incentive plan design. In performing these services, Pay Governance met regularly with the CMDS Committee, including without management present, and separately with the CMDS Committee Chair. Pay Governance does not provide any other services to the Company or its executive officers. The Company has affirmatively determined that no conflict of interest has arisen in connection with the work of Pay Governance as compensation consultant for the CMDS Committee.

Regularly reviews (i) Company performance with respect to execution of strategic objectives and evaluates executive performance in light of such performance; (ii) executive compensation strategy, including the competitive environment and the design and structure of the Company's compensation programs to ensure that they are consistent with and support our compensation objectives; and (iii) market trends and legislative and regulatory developments affecting compensation in the U.S. and globally.

Together with the CRO, oversees the Company's incentive compensation arrangements to help ensure that such arrangements are consistent with the safety and soundness of the Company and do not encourage excessive risk-taking, and are otherwise consistent with applicable related regulatory rules and guidance. The CRO attends CMDS Committee meetings at least annually, and on an as needed basis, and reviews the Company's incentive compensation arrangements from a risk perspective. The CRO reported to the CMDS Committee his conclusion that the Company's current compensation programs for 2018 do not incentivize employees to take unnecessary or excessive risk and that such programs do not create risks that are reasonably likely to have a material adverse effect on the Company.

Approves senior executive annual incentive compensation after a comprehensive review and evaluation of Company, business unit and individual performance for the year, and reviews these compensation decisions with our Board.

Together with senior management, oversees the Company's controls regarding the year-end compensation process, which have been designed to be consistent with our regulators' principles for safety and soundness, including policies and procedures for compensation plan governance, funding and allocating the incentive compensation pool and the use of discretion in determining individual incentive compensation awards; processes for identifying risk-taking employees; and processes to administer incentive compensation clawback and cancellation features.

Table of Contents

CORPORATE GOVERNANCE MATTERS

Director Compensation⁽¹⁾

The following table contains information with respect to the annual compensation (including deferred compensation) of our non-employee directors earned during 2018 with respect to their Board service.

Director	Fees Earned or Paid in Cash (\$)⁽²⁾	Stock Awards (\$)⁽³⁾⁽⁴⁾	Option Awards (\$)	Change in Pension Value and Nonqualified Deferred Compensation Earnings (\$)	All Other Compensation (\$)⁽⁵⁾	Total (\$)
Erskine B. Bowles*	7,917				21,269	29,186
Elizabeth Corley*	85,833	333,333				419,166
Alistair M. Darling	97,500	250,000				347,500
Thomas H. Glocer	147,500	250,000				397,500
Robert H. Herz	118,333	250,000				368,333
Jami Miscik	107,500	250,000				357,500
Dennis M. Nally	97,500	250,000				347,500
Hutham S. Olayan	96,667	250,000				346,667
James W. Owens*	31,667				12,804	44,471
Mary L. Schapiro*	44,167	208,333				252,500
Perry M. Traquina	118,333	250,000				368,333
Rayford Wilkins, Jr.	107,500	250,000				357,500

* Mr. Bowles concluded service on the Board effective February 1, 2018 and Mr. Owens concluded service on the Board effective May 24, 2018, the date of the 2018 annual meeting of shareholders. Mss. Corley and Schapiro were elected to the Board effective January 1, 2018 and July 1, 2018, respectively.

⁽¹⁾ Messrs. Gorman, Hirano and Tamakoshi received no compensation during 2018 for Board service. The Directors Equity Capital Accumulation Plan (DECAP) imposes an aggregate limit of \$750,000 on annual compensation for our non-employee directors.

- (2) Represents the portion of the annual Board and Board committee retainers earned, whether paid in cash or deferred at the director's election, during 2018. Cash retainers for service on the Board and Board committees during the 2018 service period are paid semi-annually in arrears for the period beginning at the 2018 annual meeting of shareholders (May 24, 2018) and concluding at the 2019 annual meeting of shareholders (May 23, 2019). Amounts in the table represent cash retainers earned for a portion of the 2017 service period (January 1, 2018 to May 24, 2018) and cash retainers earned for a portion of the 2018 service period (May 25, 2018 to December 31, 2018).

In 2018, the Nominating and Governance Committee engaged Frederic W. Cook & Co., Inc. (FW Cook) to review our director compensation program and affirmatively determined that FW Cook is independent from management and that FW Cook's engagement would not raise any conflict of interest. Effective November 1, 2018, based on the recommendation of the Nominating and Governance Committee following its review with FW Cook, the Board increased Board and committee retainers (other than Audit and Risk chairs) by \$5,000, increased Audit and Risk committee chair retainers by \$10,000, and amended DECAP to limit the deferral alternatives available to directors with respect to Elective Units, Current Units and Career Units (each defined below). The current values of the Board retainers are set forth in the following table. Retainers are prorated when a director joins or leaves the Board or a committee at any time other than at the annual meeting of shareholders, and no retainers are paid if the director is elected to the Board less than 60 days prior to the annual meeting. Directors do not receive meeting fees.

Position	Retainer (\$)
Board Member	80,000
Independent Lead Director	50,000
Committee Chairs	
Audit and Risk Committees	40,000
All Other Committees	25,000
Committee Members	15,000

Directors can elect to receive their retainers on a current basis in cash or on a deferred basis under the shareholder-approved DECAP in the form of deferred stock units (Elective Units). Elective Units are not subject to vesting or cancellation.

Table of Contents

CORPORATE GOVERNANCE MATTERS

Messrs. Bowles, Glocer, Owens and Traquina and Mss. Corley, Olayan and Schapiro deferred their cash retainers into Elective Units under DECAP. Elective Units in lieu of cash retainers earned for the second half of the 2017 service period were granted in arrears on May 24, 2018, and Elective Units in lieu of cash retainers earned for the first half of the 2018 service period were granted in arrears on December 1, 2018. The number of Elective Units granted on May 24, 2018 was based on \$53.7395, the volume-weighted average price of the common stock on the grant date, and the number of Elective Units granted on December 1, 2018 was based on \$44.273, the volume-weighted average price of the common stock on November 30, 2018 (the immediately preceding trading day).

³⁾ Other than with respect to Mss. Corley and Schapiro, represents the aggregate grant date fair value of the annual stock unit award granted on May 24, 2018 for the 2018 service period. With respect to Ms. Corley, the amount also includes the prorated initial stock unit award granted on February 1, 2018 in connection with her election to the Board. With respect to Ms. Schapiro, the amount represents the prorated initial stock unit award granted on August 1, 2018 in connection with her election to the Board. The aggregate grant date fair value of the stock unit awards is based on the volume-weighted average prices of the common stock on the applicable grant dates as follows: \$53.7395 for the annual stock unit awards; \$50.4715 for Ms. Schapiro's initial stock unit award; and \$57.017 for Ms. Corley's initial stock unit award. For further information on the valuation of these stock units, see notes 2 and 18 to the consolidated financial statements included in the 2018 Form 10-K.

Under DECAP, directors receive an equity award upon initial election to the Board (provided that they are elected to the Board no less than 60 days prior to the annual meeting and are not initially elected at the annual meeting) and an equity award annually thereafter on the first day of the month following the annual meeting of shareholders. Initial and annual equity awards are granted 50% in the form of stock units that do not become payable until the director concludes service on the Board (Career Units) and 50% in the form of stock units payable on the first anniversary of grant (Current Units). The grant date fair value of the initial equity award is \$250,000, prorated for service until the annual meeting, and the award is fully vested upon grant. The grant date fair value of the annual equity award is \$250,000 and the award is subject to monthly vesting until the one-year anniversary of the grant date. Directors may elect to extend deferral of their Career Units and Current Units beyond the scheduled payment date, subject to specified limitations.

Our Corporate Governance Policies include a director equity ownership requirement of five times the annual cash Board retainer.

⁴⁾ The following table sets forth the aggregate number of shares underlying DECAP stock units outstanding at December 31, 2018.

Name	Stock Units (#)
Erskine B. Bowles	130,267
Elizabeth Corley	7,679

Alistair M. Darling	14,553
Thomas H. Glocer	60,962
Robert H. Herz	42,943
Jami Miscik	20,059
Dennis M. Nally	10,102
Hutham S. Olayan	158,291
James W. Owens	8,136
Mary L. Schapiro	4,795
Perry M. Traquina	36,879
Rayford Wilkins, Jr.	24,720

- (5) At the conclusion of Mr. Bowles' and Mr. Owens' service on the Board, the Company donated \$20,000 to the Erskine Bowles Carolina Works Fund of the University of North Carolina Foundation in honor of Mr. Bowles and \$10,000 to the James and Kathrine Owens Fund of the North Carolina State University Alumni Association in honor of Mr. Owens. The Company also presented each director with a gift of nominal value.

Related Person Transactions Policy

Our Board has adopted a written Related Person Transactions Policy requiring the approval or ratification by the Nominating and Governance Committee of transactions (including material amendments or modifications to existing transactions) where the Company is a participant, the transaction exceeds \$120,000 and a related person (directors or director nominees, executive officers, 5% shareholders and immediate family members of the foregoing) has a direct or indirect material interest. Under the policy, in determining whether to approve or ratify such Related Person Transactions, the Nominating and Governance Committee considers all relevant facts and circumstances, including, but not limited to: the terms and commercial reasonableness of the transaction; the size of the transaction; the materiality to, and interest of, the related person and the Company in the transaction; whether the transaction would, or would be perceived to, present an improper conflict of interest for the related person; and, if the related person is an independent director, the impact on the director's independence. Certain transactions are not subject to the policy, including

Table of Contents

CORPORATE GOVERNANCE MATTERS

compensation of executive officers approved by the CMDS Committee and ordinary course commercial or financial services transactions between the Company and an entity in which a related person has an interest if the transaction is made under terms and conditions and under circumstances substantially similar to those prevailing at the time for comparable transactions with unaffiliated third parties and the related person does not otherwise have a direct or indirect material interest in the transaction.

Certain Transactions

Our subsidiaries may extend credit in the ordinary course of business to certain of our directors, officers and members of their immediate families. These extensions of credit may be in connection with margin loans, mortgage loans or other extensions of credit by our subsidiaries. These extensions of credit are made in the ordinary course of business, on substantially the same terms, including interest rates and collateral, as those prevailing at the time for comparable loans with persons not related to the lender and do not involve more than the normal risk of collectability or present other unfavorable features.

Each of MUFG, State Street Corporation (State Street), BlackRock, Inc. (BlackRock) and The Vanguard Group (Vanguard) beneficially owns 5% or more of the outstanding shares of Morgan Stanley common stock as reported under Principal Shareholders. During 2018, we engaged in transactions in the ordinary course of business with each of MUFG, State Street, BlackRock and Vanguard, and certain of their respective affiliates, including investment banking, financial advisory, sales and trading, derivatives, investment management, lending, securitization and other financial services transactions. Such transactions were on substantially the same terms as those prevailing at the time for comparable transactions with unrelated third parties.

A child of Jeffrey Brodsky, an executive officer, is a non-executive employee of the Company and received compensation in 2018 of approximately \$205,000. A child of Colm Kelleher, an executive officer, is a non-executive employee of the Company and received compensation in 2018 of approximately \$127,000. The compensation and benefits for these employees was determined in accordance with the Company's standard compensation practices applicable to similarly situated employees.

In addition to the transactions described above, as part of the global strategic alliance between MUFG and the Company, on May 1, 2010 the Company and MUFG formed a joint venture in Japan of their respective investment banking and securities businesses by forming two joint venture companies. MUFG contributed the investment banking, wholesale and retail securities businesses conducted in Japan by Mitsubishi UFJ Securities Co., Ltd. into one of the joint venture entities named Mitsubishi UFJ Morgan Stanley Securities Co., Ltd. (MUMSS). The Company contributed the investment banking operations conducted in Japan by its subsidiary, Morgan Stanley MUFG Securities Co., Ltd. (MSMS), formerly known as Morgan Stanley Japan Securities Co., Ltd., into MUMSS (MSMS, together with MUMSS, the Joint Venture). MSMS has continued its sales and trading and capital markets business conducted in Japan. The Company owns a 40% economic interest in the Joint Venture and MUFG owns a 60% economic interest in the Joint Venture. The Company holds a 40% voting interest and MUFG holds a 60% voting interest in MUMSS, while the Company holds a 51% voting interest and MUFG holds a 49% voting interest in MSMS. Other initiatives that are part of the Company's global strategic alliance with MUFG include a loan marketing joint venture in the Americas, business referral arrangements in Asia, Europe, the Middle East and Africa, referral agreements for

commodities transactions and a secondment arrangement of personnel between MUFG and the Company for the purpose of sharing best practices and expertise. On April 18, 2018, the Company entered into a sales plan (the Plan) with MUFG and Morgan Stanley & Co. LLC (MS&Co.) whereby MUFG sells shares of the Company's common stock to the Company, through its agent MS & Co., as part of the Company's share repurchase program. The Plan is only intended to maintain MUFG's ownership percentage of the common stock below 24.9% in order to comply with MUFG's passivity commitments to the Board of Governors of the Federal Reserve System and will have no impact on the strategic alliance between MUFG and the Company, including the joint venture in Japan. Without the Plan, MUFG's ownership percentage would increase as the outstanding number of shares of common stock is reduced as the Company purchases common stock from other investors under its share repurchase program.

Table of Contents

AUDIT MATTERS

Item 2

Ratification of Appointment of Morgan Stanley's Independent Auditor

Our Board unanimously recommends that you vote **FOR the ratification of Deloitte & Touche's appointment as our independent auditor.**

The Audit Committee has the sole authority and responsibility to appoint, compensate, retain, oversee and evaluate the independent registered public accounting firm retained to audit the Company's consolidated financial statements (independent auditor). The Audit Committee reviews and assesses annually the qualifications and performance of the independent auditor. The Audit Committee also evaluates whether it is appropriate to rotate the independent auditor and ensures the mandatory, regular rotation of the lead audit partner of the independent auditor and, in connection with such rotation, the Audit Committee is directly involved in the selection of the lead audit partner, who may provide services to the Company for a maximum of five consecutive years. Commencing with the 2016 audit, the current lead audit partner from Deloitte & Touche LLP (Deloitte & Touche) was designated and is expected to serve in this capacity through the end of the 2020 audit.

As part of the Audit Committee's annual review of Deloitte & Touche, the Audit Committee reviewed and considered, among other factors:

The results of management's assessment that includes the results of a global management survey and interviews regarding overall historic and recent performance;

Deloitte & Touche's independence from the Company, noting that Deloitte & Touche does not provide any non-audit services to the Company other than those deemed permissible, as described under "Independent Auditor Fees";

Deloitte & Touche's tenure as independent auditor, including the benefits of its institutional knowledge of the Company, and the controls and processes in place (such as the mandatory rotation of audit partners) that help ensure Deloitte & Touche's continued independence from the Company;

The professional qualifications of Deloitte & Touche and that of the lead audit partner and other key engagement partners;

Deloitte & Touche's succession planning for senior Deloitte & Touche personnel on the engagement;

Deloitte & Touche's historic and current quality of service, including candidness of communication and interactions with the Audit Committee, independent judgment and professional integrity and objectivity;

Deloitte & Touche's global capabilities and expertise in handling the breadth of the Company's global operations and businesses, accounting policies and internal control over financial reporting;

The appropriateness of Deloitte & Touche's fees relative to both efficiency and audit quality;

External data on audit quality and performance, including recent Public Company Accounting Oversight Board (PCAOB) reports on Deloitte & Touche and peer firms;

The potential impact and advisability of selecting a different independent auditor; and

Whether retaining Deloitte & Touche is in the best interest of Morgan Stanley and its stockholders.

Based on this review, the Audit Committee has appointed Deloitte & Touche as independent auditor for the year ending December 31, 2019 and presents this selection to the shareholders for ratification. The Audit Committee believes the continued retention of Deloitte & Touche is in the best interest of the Company and its shareholders. Deloitte & Touche was selected as independent auditor upon the merger creating the current Company in 1997 and has served continuously as independent auditor since that time. Deloitte & Touche will audit the Company's consolidated financial statements included in the Annual Report on Form 10-K for the year ending December 31, 2019 and will perform other permissible, pre-approved services.

Deloitte & Touche representatives will attend the annual meeting. They will be available to respond to appropriate shareholder questions and will have the opportunity to make a statement if they desire to do so. If shareholders do not ratify the appointment, the Audit Committee will reconsider it.

Our Board unanimously recommends that you vote **FOR the ratification of Deloitte & Touche's appointment as our independent auditor. Proxies solicited by the Board will be voted **FOR** this ratification unless otherwise instructed.**

Table of Contents

AUDIT MATTERS

AUDIT COMMITTEE REPORT

The Audit Committee's charter (available at www.morganstanley.com/about-us-governance) provides that the Audit Committee is responsible for the oversight of the integrity of the Company's consolidated financial statements, the Company's system of internal control over financial reporting, certain aspects of the Company's risk management as described in the charter, the qualifications and independence of the independent auditor, the performance of the Company's internal auditor and independent auditor, and the Company's compliance with legal and regulatory requirements. We have the sole authority and responsibility to appoint, compensate, retain, oversee, evaluate and, when appropriate, replace the Company's independent auditor. As described under Corporate Governance Matters Corporate Governance Practices Board Meetings and Committees, the Board has determined that all four members of the Audit Committee are independent and financially literate within the meaning of the NYSE listing standards and a majority of the members of the Audit Committee, including the Chair, Robert H. Herz, are audit committee financial experts within the meaning of SEC rules.

The Audit Committee serves in an oversight capacity and is not part of the Company's managerial or operational decision-making process. Management is responsible for the financial reporting process, including the system of internal controls, for the preparation of consolidated financial statements in accordance with accounting principles generally accepted in the U.S. (GAAP) and for the report on the Company's internal control over financial reporting. The Company's independent auditor, Deloitte & Touche, is responsible for planning and conducting an independent audit of those financial statements and expressing an opinion as to their conformity with GAAP and expressing an opinion on the effectiveness of the Company's internal control over financial reporting. Our responsibility is to oversee the financial reporting process and to review and discuss management's report on the Company's internal control over financial reporting. We rely, without independent verification, on the information provided to us and on the representations made by management, the internal auditor and the independent auditor, who generally attends each Audit Committee meeting.

The Audit Committee, among other things:

Reviewed and discussed the Company's quarterly earnings releases, Quarterly Reports on Form 10-Q and Annual Report on Form 10-K, including the consolidated financial statements and significant accounting policies;

Reviewed the major legal and compliance risk exposures and the guidelines and policies that govern the process for risk assessment and risk management, including coordinating with the Risk Committee and the Operations and Technology Committee;

Reviewed, discussed and approved the plan and scope of the work and coverage of the internal auditor for 2018 and reviewed and discussed summaries of the significant reports to management by the internal auditor;

Reviewed the performance, compensation and independence of the Global Audit Director;

Reviewed and discussed the plan and scope of the work of the independent auditor for 2018;

Reviewed and discussed reports from management on the Company's policies regarding applicable legal and regulatory requirements, and reviewed, discussed and approved the Company's annual compliance plan;

Met with and received reports from senior representatives of the Finance Department, Legal and Compliance Division and the Internal Audit Department; and

Met with Deloitte & Touche, the internal auditor and Company management, including the CFO, CLO, Chief Compliance Officer and Global Audit Director in private executive sessions.

We reviewed and discussed with management, the internal auditor and Deloitte & Touche: the audited consolidated financial statements for 2018, the critical accounting policies that are set forth in the Company's Annual Report on Form 10-K, management's annual report on the Company's internal control over financial reporting and Deloitte & Touche's opinion on the effectiveness of the Company's internal control over financial reporting.

We discussed with Deloitte & Touche matters that independent registered public accounting firms must discuss with audit committees pursuant to auditing standards adopted by the PCAOB. Deloitte & Touche also provided to the Audit Committee the written disclosures and the letter required by applicable requirements of the PCAOB regarding the independent auditor's communications with the Audit Committee concerning independence and represented that it is independent from the Company.

We also discussed with Deloitte & Touche their independence from the Company, and considered if services they provided to the Company beyond those rendered in connection with their audit of the Company's consolidated financial

Table of Contents

AUDIT MATTERS

statements, reviews of the Company's interim condensed consolidated financial statements included in its Quarterly Reports on Form 10-Q and their opinion on the effectiveness of the Company's internal control over financial reporting were compatible with maintaining their independence. We also reviewed and pre-approved, among other things, the audit, audit-related and tax services performed by Deloitte & Touche. We received regular updates on the amount of fees and scope of audit, audit-related and tax services provided.

Based on our review and the meetings, discussions and reports discussed above, and subject to the limitations on our role and responsibilities referred to above and in the Audit Committee charter, we recommended to the Board that the Company's audited consolidated financial statements for 2018 be included in the Company's Annual Report on Form 10-K. We also selected Deloitte & Touche as the Company's independent auditor for the year ending December 31, 2019 and are presenting the selection to the shareholders for ratification.

Respectfully submitted,

Robert H. Herz, Chair

Alistair Darling

Dennis M. Nally

Perry M. Traquina

INDEPENDENT AUDITOR'S FEES

The Audit Committee is responsible for overseeing the audit fee negotiations associated with the engagement of Deloitte & Touche. The Audit Committee pre-approves categories of audit and permitted non-audit services that Deloitte & Touche may perform for the Company and sets budgeted fee levels for such services. The Company reviews proposed engagements, in conjunction with Deloitte & Touche, to confirm the proposed engagements fit within a category of pre-approved services and such engagements are documented and reported to the Audit Committee on a quarterly basis. Any proposed service category, engagement or budgeted fee adjustment that has not been pre-approved by the Audit Committee may be approved by the Audit Committee Chair between regularly scheduled quarterly meetings and reported to the Audit Committee at its next quarterly meeting. Any fees for services in excess of the pre-approved budgeted fees must be specifically approved.

The following table summarizes the aggregate fees (including related expenses; \$ in millions) for professional services provided by Deloitte & Touche related to 2018 and 2017.

	2018 (\$)	2017 (\$)
Audit Fees ⁽¹⁾	47.2	47.9
Audit-Related Fees ⁽²⁾	4.5	5.1
Tax Fees ⁽³⁾	1.4	1.5
All Other Fees		

Total	53.1	54.5
-------	------	------

- (1) Audit Fees services include: the audit of our consolidated financial statements included in the Company's Annual Report on Form 10-K and reviews of the interim condensed consolidated financial statements included in our quarterly reports on Form 10-Q; services attendant to, or required by, statute or regulation; comfort letters, consents and other services related to SEC and other regulatory filings; and audits of subsidiary financial statements.
- (2) Audit-Related Fees services include: data verification and agreed-upon procedures related to asset securitizations; assessment and testing of internal controls and risk management processes beyond the level required as part of the consolidated audit; statutory audits and financial audit services provided relating to investment products offered by Morgan Stanley, where Morgan Stanley incurs the audit fee in conjunction with the investment management services it provides; agreed upon procedures engagements; regulatory matters; and attest services in connection with debt covenants.
- (3) Tax Fees services include: U.S. federal, state and local income and non-income tax planning and advice; U.S. federal, state and local income and non-income tax compliance; non-U.S. income and non-income tax planning and advice; non-U.S. income and non-income tax compliance; and transfer pricing-related services.

Morgan Stanley offers various unconsolidated registered money market, equity, fixed income and alternative funds, and other funds (collectively, Funds). Deloitte & Touche provides audit, audit-related and tax services to certain of these unconsolidated Funds. Fees paid to Deloitte & Touche by these Funds for these services were \$12 million in 2018 and \$12.8 million in 2017.

Table of Contents

COMPENSATION MATTERS

Item 3

**Company Proposal to Approve the Compensation of Executives as Disclosed in the Proxy Statement
(Non-Binding Advisory Vote)**

Our Board unanimously recommends that you vote **FOR this proposal.**

As required by Section 14A of the Securities Exchange Act of 1934, the below resolution gives shareholders the opportunity to cast an advisory vote to approve the compensation of our NEOs as disclosed in this proxy statement pursuant to Item 402 of Regulation S-K:

RESOLVED, that the Company's shareholders approve, on an advisory basis, the compensation of the Company's named executive officers, as disclosed in the Company's proxy statement for the 2019 Annual Meeting of Shareholders pursuant to the compensation disclosure rules of the Securities and Exchange Commission (which disclosure includes the Compensation Discussion and Analysis and the accompanying compensation tables and related narrative).

As this Say on Pay vote is advisory, the result will not be binding on our Board, although the CMDS Committee will consider the outcome of the vote when evaluating the effectiveness of our executive compensation program and making future executive compensation decisions. At the 2018 annual meeting of stockholders, over 95% of the votes cast were in favor of our Say on Pay proposal. In light of the significant majority of votes cast in favor of the 2017 compensation of our NEOs, the CMDS Committee maintained its performance-based approach to executive compensation for 2018 and believes that our current program appropriately links the compensation of our NEOs to performance and properly aligns the interests of our NEOs with those of our shareholders.

As discussed in the CD&A, the 2018 pay decision for the CEO was \$29 million, with shareholder-aligned features. The Compensation Committee based its decision on its assessment of Mr. Gorman's outstanding individual performance through the Firm's substantial progress with respect to its strategic objectives and the Firm's record performance in 2018. The Compensation Committee also noted Mr. Gorman's overall leadership with respect to Firm culture, and among clients, shareholders, regulators and employees. Under Mr. Gorman's leadership, the Firm achieved record revenues, pre-tax profit⁽¹¹⁾ and net income⁽¹²⁾, and made substantial progress with respect to our strategic objectives, including delivering higher annual returns, pre-tax margin⁽⁴⁾ in Wealth Management, and net revenue operating growth⁽⁵⁾ and wallet share in Institutional Securities. Consistent with previous years, for 2018, 75% of CEO incentive compensation is deferred over three years and subject to clawback and 50% of CEO incentive compensation is delivered in a future performance-vested equity award. In addition, 100% of CEO deferred compensation for 2018 is delivered in equity awards, an increased proportion from prior years, further aligning CEO compensation with shareholders' interests.

Edgar Filing: MORGAN STANLEY - Form DEF 14A

For a detailed description of our executive compensation program, see [Overview of Voting Items](#), [CD&A](#) (including [Section 5](#) for the notes referenced above) and [Executive Compensation](#).

Our Board unanimously recommends that you vote [FOR](#) this proposal. Proxies solicited by the Board will be voted [FOR](#) this proposal unless otherwise instructed.

[Morgan Stanley 2019 Proxy Statement](#) [43](#)

Table of Contents

COMPENSATION MATTERS

COMPENSATION DISCUSSION AND ANALYSIS (CD&A)

In this CD&A, we review the objectives and elements of Morgan Stanley's executive compensation program, its alignment with Morgan Stanley's performance and the 2018 compensation decisions for our named executive officers (NEOs):

James Gorman	Chief Executive Officer
Colm Kelleher	President
Jonathan Pruzan	Chief Financial Officer
Eric Grossman	Chief Legal Officer
Daniel Simkowitz	Head of Investment Management

The CD&A is comprised of the following sections:

	Page:
<u>1. Overview</u>	44
<u>2. Compensation Objectives and Strategy</u>	52
<u>3. Framework for Making Compensation Decisions</u>	52
<u>4. Compensation Decisions and Program</u>	57
<u>5. Notes to the Compensation Discussion and Analysis</u>	61
1. Overview	

The CMDS Committee considers several factors in determining executive compensation to ensure that Morgan Stanley's compensation program is shareholder-aligned, motivating and competitive, and reflects best practices in corporate governance, risk management and regulatory principles.

The CMDS Committee, with the advice of its independent compensation consultant, Pay Governance, places performance at the forefront of the executive compensation program, taking into consideration progress with respect to the Company's strategic objectives, as informed by financial and non-financial goals. The CMDS Committee's approach to executive pay is also informed by input from shareholders. Our commitment to this performance-based approach is demonstrated in the structure of executive compensation and our CEO pay framework.

As in prior years, the CMDS Committee used a well-defined framework to determine CEO compensation for 2018 and at year end CEO total compensation was set at \$29 million, with shareholder-aligned features:

75% of incentive compensation is deferred over three years and subject to clawback;

50% of incentive compensation is delivered through future performance-vested equity awards; and

100% of deferred compensation is delivered in equity awards an increased proportion from prior years.

[44](#) Morgan Stanley 2019 Proxy Statement

Table of Contents

COMPENSATION MATTERS

1.1 Framework for Compensation Decisions

The CMDS Committee's framework for determining CEO compensation supports and reinforces the Company's pay for performance philosophy and incorporates the following key steps:

Each year, the CMDS Committee establishes a target compensation range for the CEO and outlines guidelines for the CEO performance assessment at year end.

MS CEO Total Compensation Range and Pay for Performance Approach

At the start of 2018, the CMDS Committee, in consultation with its independent compensation consultant, established a target range for 2018 CEO pay of \$28 million or more for performance exceeding expectations to \$10 million or less for performance substantially below expectations.

To inform its decision-making with respect to the appropriate target range, the CMDS Committee considers compensation information for the 16 financial companies in the S&P 100

index, as described in Section 3.1
under Benchmarking Target CEO Pay.

Table of Contents

COMPENSATION MATTERS

1.2 Performance-Based Approach to Compensation and 2018 Performance Highlights

In its assessment of 2018 performance, the CMDS Committee considered Morgan Stanley's progress in relation to its strategic objectives, financial performance, and shareholder returns.

Strategic Objectives⁽¹⁾⁽²⁾

Each year, the Board oversees the establishment of the Company's strategic objectives and shareholders receive an overview of these objectives, as well as a summary of progress on the prior year's strategic objectives. In 2018, the Company made substantial progress with respect to its strategic objectives for 2018-2019.

Table of Contents

COMPENSATION MATTERS

2018 Financial Performance⁽¹⁾⁽²⁾

The Company and certain of its businesses delivered record financial performance in 2018. Under Mr. Gorman's leadership, the Company achieved record revenues and earnings, with net revenues of \$40.1 billion compared with \$37.9 billion a year ago, pre-tax profit⁽¹¹⁾ of \$11.2 billion compared with \$10.4 billion a year ago and net income⁽¹²⁾ of \$8.7 billion compared with \$6.1 billion a year ago. Combined with continued expense discipline, the Company delivered higher annual returns producing a return on average common equity of 11.5%⁽⁹⁾, up significantly from 9.4% last year⁽¹³⁾ and within the Company's 2018-2019 strategic objective of 10% ~~9.3%~~ and return on average tangible common equity of 13.2%⁽¹⁰⁾, within the Company's 2018-2019 strategic objective of 11.5% ~~14.5%~~

Morgan Stanley 2019 Proxy Statement 47

Table of Contents

COMPENSATION MATTERS

Over time, continued focus on expense discipline has led to strong operating leverage. Together with achievement of our multi-year strategic objectives, this has helped the Company more than double its pre-tax profit over the last five years. In addition, the Company has demonstrated solid returns exceeding its cost of capital, which has led to a sufficient capital base, despite share repurchases. This capital position also permits the ability to invest for future growth.

Company Expense Efficiency Ratio⁽¹⁵⁾, ex DVA⁽¹⁶⁾
(%)

Pre-Tax Profit⁽¹⁷⁾, ex DVA⁽¹⁶⁾ (\$Bn)

Attractive Capital Return Profile

Ability to Invest for Growth

Table of Contents

COMPENSATION MATTERS

Shareholder Returns

The Company’s execution of its strategic objectives and record financial performance in 2018 contributes to Morgan Stanley’s strong shareholder return over time. While Morgan Stanley’s TSR for 2018 was negative⁽²²⁾, it outperformed the average of its global peers⁽²³⁾ and the Company’s three- and five-year TSR continued to be very strong⁽²²⁾.

	1-Year (2018) TSR⁽²¹⁾⁽²²⁾	3-Year (2016-2018) TSR⁽²¹⁾⁽²²⁾	5-Year (2014-2018) TSR⁽²¹⁾⁽²²⁾
MS Ranks vs. Global Peers⁽²³⁾	3 of 9	3 of 9	3 of 9

Section 3.2 contains further details about Company performance; see also Section 5 Notes to the Compensation Discussion and Analysis.

Table of Contents

COMPENSATION MATTERS

1.3 Compensation Determination

The 2018 pay decision for the CEO was made by the CMDS Committee, in consultation with the entire Board, based on its assessment of Mr. Gorman's outstanding individual performance, the Company's record performance in 2018 and substantial progress on the Company's strategic objectives. The CMDS Committee also noted Mr. Gorman's overall leadership with respect to Company culture, and among clients, shareholders, regulators and employees. As a result, the CMDS Committee determined that Company and individual performance warranted a 2018 pay decision for Mr. Gorman of \$29 million. Section 3.2 contains more details about individual NEO performance. Section 4.1 contains the 2018 compensation decisions for each NEO, which follow a similar performance evaluation process.

MS 2018 CEO Performance Evaluation**MS 2018 CEO Compensation Opportunity (\$MM)**

* \$29 million is the amount the CMDS Committee awarded to the CEO in early 2019 for 2018 performance. This amount differs from the SEC required disclosure in the 2018 Summary Compensation Table.

Pay in a given year is typically delivered in a combination of fixed compensation (generally, base salary), cash bonus, and deferred compensation provided in a mix of deferred cash, restricted stock units (RSUs) and a long-term incentive program (LTIP) award in the form of performance stock units. A significant portion of pay is deferred, awarded in equity, subject to future stock price performance and cancellation and clawback and, in the case of LTIP awards, subject to future achievement of specified financial goals over a three-year period. These compensation elements support the Company's key compensation objectives, discussed in Section 2, including delivering pay for sustainable performance.

The alignment of Mr. Gorman's pay with Company performance can also be demonstrated over the longer term given that a significant portion of pay is delivered through equity-based awards that vest over time. Notwithstanding the Firm's strong 2018 performance, Mr. Gorman's realizable pay over 2016-2018 is low(~~er~~%) than his reported pay for the same period, as a result of the change in stock price, while the Company's three-year TSR for the same period is 33%⁽²¹⁾⁽²²⁾⁽²⁴⁾.

Table of Contents

COMPENSATION MATTERS

The 2018 pay for the NEOs was delivered in a combination of the compensation elements listed above, with the exception of Mr. Gorman who did not receive deferred cash and instead received 100% of his deferred compensation in equity awards (an increased proportion from prior years, further aligning CEO compensation with shareholders interests). The CMDS Committee believes the elements and practices of our compensation program are consistent with shareholder feedback, best practices, and regulatory principles.

Deferred Incentive Compensation	<p>75% of 2018 CEO incentive compensation is deferred over three years</p> <p>Clawbacks cover material adverse outcomes, even absent misconduct</p> <p>No automatic vesting change-in-control; double trigger in place</p>
Performance-Vested Long-Term Equity Incentive Award	<p>CEO performance-vested award is 50% of bonus, consistent with shareholder feedback</p> <p>ROE goals were increased for awards granted as part of 2018 compensation</p> <p>Shares earned can range from 0 – 1.5x target based on three year performance against ROE and TSR goals</p>
Equity-Based Compensation	<p>Significant portion of equity-based compensation aligns employee and shareholder interests, with 100% of CEO deferred compensation awarded in equity</p> <p>Meaningful share ownership and retention requirements further shareholder alignment</p>
Best Practices	<p>Prohibitions on pledging, hedging, selling short or trading derivatives</p>



No excise tax protection upon change-in-control

Annual risk review

CMDS Committee retains independent compensation consultant

Sections 4.2 and 4.3 contain more detail about the elements and key features of our compensation program.

1.4 Shareholder Engagement and Say on Pay Vote

Morgan Stanley is committed to open and ongoing communication with our shareholders, and takes the opportunity to engage with shareholders directly on compensation and other matters to understand their perspectives and provide information about Morgan Stanley's programs, performance assessment, and decision-making process.

A substantial majority (over 95%) of the votes cast at the May 2018 annual meeting of shareholders were in favor of our annual Say on Pay proposal. In 2018, we continued our engagement program, seeking feedback from shareholders and proxy advisory firms on a variety of topics, including executive compensation, corporate governance, and environmental and social goals. The feedback that we received during the engagement program was conveyed to the CMDS Committee and the Board. Shareholders who provided feedback during our engagement program generally reported that executive compensation at Morgan Stanley was viewed as well-aligned with performance. The CMDS Committee factored shareholder feedback, including the Say on Pay vote results, into its consideration of executive compensation structure and determination of 2018 NEO pay levels.

After carefully considering shareholder feedback and other factors, the CMDS Committee maintained its performance-based approach to executive compensation, the portion of CEO deferred compensation awarded in equity was increased to 100% for 2018, and executive pay increased for 2018 after evaluation of performance against strategic and financial objectives as well as shareholder returns.

Table of Contents

COMPENSATION MATTERS

2. Compensation Objectives and Strategy

Morgan Stanley is committed to responsible and effective compensation programs. The CMDS Committee continually evaluates the Company's compensation programs with a view toward balancing the following key objectives, all of which support the Company's culture and values and shareholders' interests:

<p>Deliver Pay for Sustainable Performance</p>	<p>Variable annual incentives and performance-vested long-term incentives tied to future performance against strategic goals</p> <p>Consideration of returns for shareholders and appropriate rewards to motivate employees</p>
<p>Align Executive Compensation with Shareholders Interests</p>	<p>Significant portion of incentive compensation is deferred, subject to cancellation and clawback, and tied to the Company's stock with retention requirements</p> <p>Ongoing shareholder engagement to understand shareholder views</p>
<p>Attract and Retain Top Talent</p>	<p>Competitive pay levels to attract and retain the most qualified employees in a highly competitive global talent environment</p> <p>Incentive awards include vesting and cancellation provisions that retain employees and protect the Company's interests</p>
<p>Mitigate Excessive Risk-Taking</p>	<p>Compensation arrangements do not incentivize unnecessary or excessive risk-taking that could have a material adverse effect on the Company</p>

Robust governance around review and approval of compensation programs, including from a risk perspective

3. Framework for Making Compensation Decisions

3.1 Factors Considered in Compensation Decisions

The 2018 compensation of the NEOs was determined by the CMDS Committee after consideration of Company business results, strategic performance and individual performance, as well as competitor compensation data and, with respect to the CEO, benchmarking data, and other considerations set forth below.

Company and Individual Performance Review

To inform its decision-making process for NEO compensation for 2018, the CMDS Committee evaluated Company and individual performance. For 2018, a number of performance priorities were set by the CMDS Committee and the Board at the beginning of the year. The performance priorities are established based on a directional assessment made at the beginning of the year in light of the market environment and the Company's strategic objectives, and their attainment or non-attainment does not correspond to any specific compensation decision.

For 2018, the CMDS Committee reviewed performance priorities in the following areas:

- Financial performance, including ROE⁽¹⁾⁽²⁾⁽⁹⁾
- Shareholder return
- Capital and liquidity strength
- Company Expense Efficiency Ratio⁽⁷⁾
- Business performance for each primary business unit
- Company risk management and controls
- Major infrastructure initiatives
- Standing with regulators

- Talent development, including diversity
- Board assessment of Company culture, leadership, strategy, and reputation

Compensation Market Data

The Company uses a comparison group consisting of Bank of America Corp., Barclays Plc, Citigroup Inc., Credit Suisse Group, Deutsche Bank AG, Goldman Sachs Group Inc., JPMorgan Chase & Co., UBS AG, and Wells Fargo & Company

52 Morgan Stanley 2019 Proxy Statement

Table of Contents

COMPENSATION MATTERS

(Comparison Group) to understand market practices and trends, evaluate the competitiveness of our compensation programs, and inform compensation decisions. Our Comparison Group consists of companies that either directly compete with the Company for business and/or talent or are global organizations with scope, size, or other characteristics similar to those of the Company. During 2018, the CMDS Committee reviewed analyses of our competitors' pay levels, including historical compensation data obtained from public filings and compensation surveys conducted by consultants on an unattributed basis, as well as compensation plan design.

Benchmarking Target CEO Pay

As discussed in Section 1.2, the CMDS Committee, in consultation with its independent compensation consultant, established a target range for 2018 compensation for the CEO of \$28 million or more for performance exceeding expectations to \$10 million or less for performance substantially below expectations. To inform its decision-making with respect to the appropriate target range, the CMDS Committee reviewed 2017 compensation levels for the 16 financial companies in the S&P 100 index (AIG, Allstate, American Express, BlackRock, Bank of New York Mellon, Capital One Financial, MasterCard, MetLife, Paypal, US Bancorp, VISA, and the five U.S. companies within the Comparison Group), which are intended to reflect institutions of similar size, scope, and complexity. The CMDS Committee then utilized the range of results as a benchmark from which to set the target range for 2018 compensation for the CEO.

Relative Pay Considerations

We place importance on the pay relationships among members of our Operating Committee because we view our Operating Committee members as highly talented executives capable of rotating among the leadership positions of our businesses and key functions. Our goal is always to be in a position to appoint our most senior executives from within our Company and to incent our people to aspire to senior executive roles. At year end, the CMDS Committee reviewed the relative differences between the compensation for the CEO and other NEOs and between the NEOs and other members of the Operating Committee.

Input and Recommendations from the CEO, Independent Directors and CMDS Committee's Independent Consultant

At the end of the year, Mr. Gorman presented the CMDS Committee with performance assessments and compensation recommendations for each NEO other than himself. The CMDS Committee reviewed these recommendations with its independent compensation consultant to assess whether they were reasonable compared with the market for executive talent and met in executive session to discuss the performance of our CEO and the other NEOs and to determine their compensation. In addition, the CMDS Committee and Board reviewed proposed NEO incentive compensation with Mr. Gorman, and the CMDS Committee reviewed CEO compensation with the Board (other than Mr. Gorman).

Compensation Expense Considerations

Prior to determining individual NEO incentive compensation, the CMDS Committee reviewed and considered the relationship between Company performance, total compensation expense (which includes fixed compensation costs such as base salaries, allowances, benefits, and commissions), and incentive compensation as a subset of overall compensation expense. This exercise furthers the balancing of the objectives of delivering returns for shareholders,

while providing appropriate rewards to motivate superior individual performance.

Global Regulatory Principles

The Company's compensation practices are subject to oversight by our regulators in the U.S. and internationally. For example, the Company is subject to the Federal Reserve Board's (Federal Reserve) guidance that is designed to help ensure that incentive compensation paid by banking organizations does not encourage imprudent risk-taking that threatens the organizations' safety and soundness. The Company is also subject to the compensation-related provisions of the Dodd-Frank Act, as well as the remuneration code of the U.K. Financial Conduct Authority and the U.K. Prudential Regulation Authority Rulebook, which prescribes the compensation structure for certain employees who are identified as material risk takers.

Tax Deductibility

Section 162(m) of the Internal Revenue Code (Section 162(m)) limits the tax deductibility of compensation for certain executive officers that is more than \$1 million. Prior to the enactment of the Tax Cuts and Jobs Act, Section 162(m)

Table of Contents

COMPENSATION MATTERS

provided an exemption from this deduction limitation for compensation that qualified as performance-based compensation. This exemption for performance-based compensation was repealed, effective for taxable years beginning after December 31, 2017. The CMDS Committee continues to have the flexibility to pay non-deductible compensation if it believes it is in the best interests of the Company.

3.2 Evaluating Company and Individual Performance for Alignment with Executive Compensation

In determining the annual incentive compensation of the CEO and other NEOs, the CMDS Committee weighed the Company's achievement of its long-term strategic objectives, overall financial performance, and, as applicable, business unit performance. In 2018, Morgan Stanley's strategic progress and financial performance were reflected in the Company's record financial performance, driven by growth in revenues and expense discipline, and the Company's achievement of the ROE and ROTCE targets⁽⁹⁾⁽¹⁰⁾. The CMDS Committee considered these results, as well as the performance indicated below, in determining compensation for our NEOs.

Strategic Objectives

During 2018, the Company achieved record revenues, pre-tax profit⁽¹¹⁾, and net income⁽¹²⁾ and made substantial progress on its strategic objectives in connection with its overall strategy to continue to enhance shareholder returns, as well as other milestones:

- Company**
 - Improved the Company's Expense Efficiency Ratio⁽⁷⁾ to 72% (below the objective of 73%)
 - PBT growth of \$0.8 billion (an increase of 8% from 2017)
 - By executing on strategic objectives, over time the Company continued to generate strong shareholder returns performing better than the average of its global peers on a three and five-year basis⁽²¹⁾⁽²²⁾⁽²³⁾
 - Strong returns and sufficient capital supported investment, with share repurchases of up to \$4.9 billion and an increase in the quarterly common stock dividend to \$0.30 per share from

\$0.25 per share (an increase of 20% from 2017)⁽⁸⁾⁽¹⁸⁾

◦ Achieved both ROE and ROTCE targets with an 11.5% ROE (an increase of 22% from 2017)⁽¹⁹⁾ and a 13.2% ROTCE (an increase of 22% from 2017)⁽¹⁹⁾⁽²⁰⁾

Business Segments

◦ Expanded Institutional Securities market penetration and leadership, achieving 8% net revenue operating growth⁽⁵⁾ and increased wallet share across Investment Banking and Sales & Trading

◦ Investment Banking achieved record net revenues and ranked #1 in Global Completed M&A, Global IPOs and Global Equity⁽²⁵⁾

◦ Achievement of #1 ranking in Institutional Securities Equities revenue wallet share for the fifth consecutive year⁽¹⁴⁾

◦ Wealth Management achieved record revenues, **PBT** and pre-tax margin of 26.2%⁽⁴⁾, reflecting continued operating leverage while investing in technology and digital offerings

◦ Continued execution of U.S. Bank strategy in Wealth Management and Institutional Securities focused on the dual mission of driving growth and enhancing stability⁽²⁶⁾

◦ Continued to advance Investment Management's position for growth achieving 9% asset management revenue operating growth⁽⁵⁾ and positive long-term net flows⁽⁶⁾

Table of Contents

COMPENSATION MATTERS

Company Financial Performance⁽¹⁾⁽²⁾

Management reviewed the Company's forecasted 2018 financial performance with the CMDS Committee in December 2018, and the CMDS Committee assessed full-year actual financial results before finalizing compensation decisions in January 2019.

Company

- Record net revenues of \$40.1 billion and PBT of \$11.2 billion for 2018 compared with net revenues of \$37.9 billion and PBT⁽¹¹⁾ of \$10.4 billion for 2017
- Results reflect revenue and PBT growth across all business segments and continued expense discipline

Institutional Securities

- PBT of \$6.3 billion in 2018 compared with a PBT of \$5.6 billion in the prior year⁽¹¹⁾
- Results were driven by record performance in Investment Banking and continued strength across our Sales and Trading franchise

Wealth Management

- Record PBT of \$4.5 billion in 2018 compared with \$4.3 billion in the prior year⁽¹¹⁾, and a pre-tax margin of 26.2% compared with 25.5% in the prior year⁽⁴⁾
- Results reflect strong management fees and continued execution of our U.S. Bank strategy generating increased net interest income⁽³⁰⁾

Investment Management

- PBT of \$464 million in 2018 compared with \$456 million in the prior year⁽¹¹⁾

- Results reflect strong asset management fees and positive long-term flows

Individual Performance

In addition to the performance factors discussed above, the Committee considered the following individual contributions of the CEO and each other NEO:

James Gorman

Chief Executive Officer

Outstanding leadership of the Company, including: articulating and executing a Company-wide long-term strategy to enhance profitability and returns to shareholders and developing strategic objectives to continue advancing the Company; contributing to record financial performance in 2018 driven by achievement of most of the multi-year performance objectives and demonstrating growth vs 2017; maintaining strong liquidity and capital positions and sound risk management and controls; continuing to act as an exceptional role model in respect of industry and Company culture and conduct objectives while also strengthening employee morale and diversity; liaising with clients on a global basis to bring them the full Company value proposition; and continuing to strengthen the Company's reputation among global regulators, research analysts, rating agencies, shareholders, clients and the media

Colm Kelleher

President

Leadership representing the Company on a global basis, including: playing a pivotal role representing the Company with sovereigns, clients, and regulators; overseeing Institutional Securities and Wealth Management, primarily responsible for record financial performance in 2018, with particularly strong results in global Equities, Investment Banking and Wealth Management; continued execution of the Company's strategy, including with respect to increasing client wallet share, focusing on the U.S. Banks as a driver of stable revenues while continuing to invest in and implement digital, advisory and banking platforms, and fostering collaboration between the businesses to grow relationships and revenues; and acting as a role model for employees instilling morale, encouraging diversity efforts and focusing on the Morgan Stanley culture through his nearly thirty years with the Company

Table of Contents

COMPENSATION MATTERS

Jonathan Pruzan Chief Financial Officer	Leadership of Finance, including: strengthening the capital management processes around risk identification, scenario design, assumptions and models and transitioning to business as usual processes; a continued focus on managing expenses, enabling the Company to enhance its operating leverage; continuing to execute on an efficient liquidity and funding program that accounts for evolving regulatory developments, including aligning with the resolution and recovery plans; leading Company Strategy; continuing to strengthen the budget and planning process; fostering the strategic direction of the Finance Division and developing and recruiting exceptional talent, with a focus on improving diversity; and working closely with global and U.S. regulators, research analysts, rating agencies, shareholders, and clients
Eric Grossman Chief Legal Officer	Leadership of the Legal and Compliance Division, including: guidance and counsel to senior management and the Board of Directors on business activities, significant litigation matters, strategic transactions, U.S. and global regulatory relations; execution on and improvements to programs that foster ongoing compliance with applicable laws, regulations, rules, self-regulatory organization standards and codes of conduct, including the implementation of new technologies; execution of the Company's culture objectives and spearheading the establishment of the Conduct Risk Framework while serving as co-chair of the Company's Culture, Value & Conduct Committee; review of potentially significant franchise risks in connection with transactions, activities or clients as chair of the Global Franchise Committee; promotion of diversity and inclusion in the division; and expansion of the division's pro bono program
Daniel Simkowitz Head of Investment Management	Leadership of Investment Management, including: contributing to strong year over year growth in management fees, net revenues and positive long-term flows ⁽⁶⁾ ; driving growth across a broad range of strategies with attractive economic and secular growth prospects including solutions, alternatives, high conviction equities and fixed income; deeply engaging with a global client base by strengthening coverage models, building strategic partnerships and collaborating on specific themes including ESG investing; focusing on integration of Mesa West Capital LLC (a premier commercial real estate credit platform), inorganic growth opportunities, and organic growth through product innovation, launching new products and scaling existing strategies across the business; engaging management across the organization, with a focus on culture, diversity and developing and retaining talent

56 Morgan Stanley 2019 Proxy Statement

Table of Contents

COMPENSATION MATTERS

4. Compensation Decisions and Program**4.1 Compensation Decisions**

The table below shows the CMDS Committee's 2018 compensation decisions for the NEOs, and is different from the SEC required disclosure in the 2018 Summary Compensation Table.

	Mr. Gorman	Mr. Kelleher	Mr. Pruzan	Mr. Grossman	Mr. Simkowitz
Base Salary	\$ 1,500,000	\$ 1,200,000	\$ 1,000,000	\$ 1,000,000	\$ 1,000,000
Cash Bonus	\$ 6,875,000	\$ 6,200,000	\$ 4,340,000	\$ 3,590,000	\$ 4,340,000
Deferred Cash-based Award ^(a)	\$	\$ 4,650,000	\$ 4,330,000	\$ 3,455,000	\$ 4,330,000
Deferred Equity Award (RSUs) ^(b)	\$ 6,875,000	\$ 6,510,000	\$ 1,430,000	\$ 1,305,000	\$ 1,430,000
2019-2021 Performance-vested LTIP Award ^(c)	\$ 13,750,000	\$ 7,440,000	\$ 2,900,000	\$ 2,150,000	\$ 2,900,000
Total:	\$ 29,000,000	\$ 26,000,000	\$ 14,000,000	\$ 11,500,000	\$ 14,000,000

- (a) Deferred cash-based awards under the Morgan Stanley Compensation Incentive Plan (MSCIP) are scheduled to vest and distribute (and cancellation provisions lift) on January 27, 2021.

- (b) Mr. Gorman received 158,795 RSUs, Mr. Kelleher received 150,365 RSUs, Mr. Pruzan received 33,029 RSUs, Mr. Grossman received 30,142 RSUs, and Mr. Simkowitz received 33,029 RSUs (in each case, calculated using the volume-weighted average price of Company common stock of \$43.29 on January 18, 2019, the grant date). The RSUs are scheduled to vest and convert to shares of Company common stock (and cancellation provisions lift) on January 27, 2022; provided that 50% of Mr. Gorman's RSU award is scheduled to vest and convert to shares of Company common stock on January 27, 2021 to align with the schedule for MSCIP awards received by the other NEOs.

- (c) The target number of performance stock units underlying the LTIP award granted to Mr. Gorman is 317,591 stock units, to Mr. Kelleher is 171,845 stock units, to Mr. Pruzan is 66,982 stock units, to Mr. Grossman is 49,659 stock units and to Mr. Simkowitz is 66,982 stock units (in each case, calculated using the volume-weighted average price of Company common stock of \$43.29 on January 18, 2019, the grant date).

Table of Contents

COMPENSATION MATTERS

4.2 Compensation Program Elements

The following chart provides a brief summary of the principal elements of the Company's 2018 compensation program for our NEOs. Each NEO receives a base salary and is eligible to receive discretionary annual incentive compensation for prior-year performance. Annual incentive compensation is intended to reward NEOs for achievement of the Company's financial and strategic objectives over the prior year and is delivered in a mix of a cash bonus and deferred compensation in the form of deferred equity and, for NEOs other than the CEO, deferred cash-based awards. The LTIP awards, which are deferred equity awards that are subject to future achievement of specified financial goals over a three-year period, are described in Section 4.3 Long-Term Incentive Program.

	Purpose	Features
Base Salary	<ul style="list-style-type: none"> ◦ Reflects level of experience and responsibility ◦ Intended to be competitive with salaries for comparable positions at competitors 	<ul style="list-style-type: none"> ◦ Reviewed periodically and are subject to change for, among other reasons, a change in responsibilities or the competitive environment ◦ Unchanged for NEOs in 2018
Cash Bonus	<ul style="list-style-type: none"> ◦ Aligned with competitive pay approaches 	<ul style="list-style-type: none"> ◦ Intended to be consistent with practice among the Comparison Group ◦ Higher compensated employees continue to be subject to higher deferral levels
Deferred Equity Award RSUs	<ul style="list-style-type: none"> ◦ Link realized value to shareholder returns ◦ Terms of awards support retention objectives and mitigate excessive risk-taking over a three-year deferral period 	<ul style="list-style-type: none"> ◦ Subject to cancellation for competition, cause (i.e., any act or omission that constitutes a breach of obligation to the Company, including failure to comply with internal compliance, ethics or risk management standards, and failure or refusal to perform duties satisfactorily, including supervisory and management duties), disclosure of proprietary information, and solicitation of employees or clients

Deferred Cash-Based Award MSCIP

- Provide a cash incentive with a rate of return based upon notional reference investments over a two-year deferral period

- Terms of awards support retention objectives and mitigate excessive risk-taking

- Subject to clawback if an employee's act or omission (including with respect to direct supervisory responsibilities) causes a restatement of the Company's consolidated financial results, constitutes a violation of the Company's global risk management principles, policies and standards, or causes a loss of revenue associated with a position on which the employee was paid and the employee operated outside of internal control policies

Performance-Vested Award LTIP

- Link realized value to future performance against strategic goals and shareholder returns

- Terms of awards support retention objectives and mitigate excessive risk-taking over a three-year performance period

- For Operating Committee members (including NEOs), also subject to clawback if the CMDS Committee determines that the Operating Committee member had significant responsibility for a material adverse outcome for the Company or any of its businesses or functions

- For LTIP, see also Section 4.3 Long-Term Incentive Program

Table of Contents

COMPENSATION MATTERS

4.3 Long-Term Incentive Program

The 2019–2021 LTIP awards tie a meaningful portion of each NEO’s compensation to the Company’s long-term financial performance and reinforce the NEO’s accountability for the achievement of the Company’s financial and strategic goals by directly linking the ultimate realizable award value to prospective performance against core financial measures over a three-year period.

General Terms

The 2019-2021 LTIP awards will vest and convert to shares of the Company’s common stock at the end of the three-year performance period only if the Company achieves predetermined performance goals with respect to ROE and relative TSR, as set forth below, over the period beginning January 1, 2019 and ending December 31, 2021. These performance goals are consistent with, and drive, Morgan Stanley’s long-term strategy, reflective in the strategic objectives in Section 1.1 and the performance priorities in Section 3.1. While each participant was awarded a target number of performance stock units, the actual number of units earned could vary from zero, if performance goals are not met, to up to 1.5 times target, if performance goals are meaningfully exceeded. No participant will receive any portion of the LTIP award if the threshold performance goals are not met. The CMDS Committee increased the return on equity goals for the 2019–2021 LTIP award from 10% to 11% to earn the target payout of 1 times this portion of the award, from 11.5% to 12.5% to earn a maximum payout of 1.5 times this portion of the award, and from less than 5% to less than 6% for cancellation of this portion of the award without payout.

The LTIP awards remain subject to cancellation upon certain events until they are converted to shares of Company common stock. If, after conversion of the LTIP awards, the CMDS Committee determines that the performance certified by the CMDS Committee was based on materially inaccurate financial statements, then the shares delivered will be subject to clawback by the Company.

Performance Goals

One-half of the target LTIP award is earned based on the Company’s average ROE over the three-year performance period (MS Average ROE). The other half of the target LTIP award is earned based on the Company’s TSR over the three-year period (MS TSR) relative to the TSR of the S&P 500 Financials Index over the three-year period (Index Group TSR). The number of stock units ultimately earned will be determined by multiplying each half of the target award by a multiplier as follows:

MS Average ROE*	Multiplier	Relative TSR**	Multiplier
12.5% or more	1.50	25% or more	1.50
11%	1.00	0%	1.00
6%	0.50	-50%	0.50
Less than 6%	0.00	Less than -50%	0.00

*

MS Average ROE, for this purpose, excludes: (a) the impact of DVA⁽¹⁶⁾; (b) certain gains or losses associated with the sale of specified businesses; (c) certain gains or losses associated with specified legal settlements relating to business activities conducted prior to January 1, 2011; and (d) specified cumulative catch-up adjustments resulting from changes in, or application of, a new accounting rule that are not applied on a full retrospective basis. If MS Average ROE is between two of the thresholds noted in the table, the number of stock units earned will be determined by straight-line interpolation between the two thresholds.

** Relative TSR is determined by subtracting the Index Group TSR from the MS TSR; however, if performance for the period is negative, the multiplier may not exceed 1.00. If Relative TSR is between two of the thresholds noted in the table, the number of stock units earned will be determined by straight-line interpolation between the two thresholds.

As described in further detail in note 2 to 2018 Grants of Plan-Based Awards, each of our NEOs received an LTIP award in 2018 on similar terms as described above. Additionally, as described in note 3 to 2018 Option Exercises and Stock Vested, LTIP awards granted in 2016 (2016 LTIP award) vested at 105.91% of target, based on performance over the three-year performance period ended December 31, 2018. Since the inception of the program in 2009, the average of the payouts of all LTIP awards up to and including the 2016 LTIP awards is 88% of target.

Table of Contents

COMPENSATION MATTERS

4.4 Additional Compensation and Benefits Information**Clawback Policies and Procedures**

Throughout the year, employee conduct matters that are escalated through the Company's Global Conduct Risk Program are reviewed to determine whether they present situations that could require clawback or cancellation of previously awarded compensation, as well as downward adjustments to current year compensation. Clawbacks of previously awarded compensation are reviewed quarterly with the Employee Discipline Oversight Committee (a committee of senior management currently composed of the CFO, CLO, CRO, Chief Human Resources Officer (CHRO), and Chief Compliance Officer) and reported to the CMDS Committee. In addition, the Global Incentive Compensation Discretion Policy adopted by the CMDS Committee sets forth standards for managers on the use of discretion when making annual compensation decisions and considerations for assessing risk management and outcomes. Further, the Company's control functions conduct a semi-annual review of employee conduct with respect to risk and control matters, and are asked to identify inappropriate behavior that may not be captured through other Company processes. The results of the reviews are reflected in performance feedback and considered in compensation decisions.

No Severance or Change-in-Control Tax Gross-Up Protection

NEOs are not contractually entitled to cash severance payments upon termination of employment or to any golden parachute excise tax protection upon a change-in-control of Morgan Stanley.

Health and Insurance Benefits

All NEOs are eligible to participate in Company-sponsored health and insurance benefit programs available in the relevant jurisdiction to similarly situated employees. In the U.S., higher compensated employees pay more to participate in the Company's medical plan. NEOs are also eligible to participate in Morgan Stanley's Executive Health Program, under which each NEO is eligible to receive Company-funded access to a private primary care physician offering on-call services and an annual executive health care assessment. Upon retirement, NEOs are eligible for Company-paid retiree health coverage for themselves and eligible dependents following any termination of employment.

Pension and Retirement

Company-provided retirement benefits in the U.S. include a tax-qualified 401(k) plan (401(k) Plan) and a frozen tax-qualified pension plan (the Employees Retirement Plan (ERP)). Certain NEOs may also be eligible to participate in the Company's frozen Supplemental Executive Retirement and Excess Plan (SEREP). The SEREP, which was originally intended to compensate for the limitations imposed under the ERP and Internal Revenue Code, was amended in 2014 to cease further benefit accruals. No NEO is awarded with credited service in excess of his/her actual service under the ERP or the SEREP. Pension and retirement benefits provided to NEOs are discussed in further detail under 2018 Pension Benefits.

Personal Benefits

The Company provides personal benefits to certain of the NEOs for competitive and security reasons. The Company's Board-approved policy authorizes the CEO to use the Company's aircraft. As of January 1, 2010, Mr. Gorman entered into a time-share agreement with the Company permitting him to reimburse the Company for the incremental cost of his personal use of the Company's aircraft. Mr. Kelleher, in connection with his relocation from the U.K. to the U.S. in 2016, receives a housing allowance and tax preparation services. Personal benefits provided to NEOs are discussed in further detail under 2018 Summary Compensation Table.

Share Usage

Morgan Stanley pays a significant portion of incentive compensation as deferred equity awards, which aligns the interests of the Company's employees with those of its shareholders. The Company strives to maximize employee and shareholder alignment through the use of deferred equity awards, while minimizing dilution. The Company's share repurchase program offsets the dilutive impact of these additional shares.

Table of Contents

COMPENSATION MATTERS

5. Notes to the Compensation Discussion and Analysis

The following notes are an integral part of the Company's financial and operating performance described in this CD&A:

- (1) A detailed analysis of the Company's financial and operational performance for 2018 is contained in the Management's Discussion and Analysis of Financial Condition and Results of Operations in Part II, Item 7 of the Company's 2018 Form 10-K.
- (2) Information provided in this CD&A may include certain non-GAAP financial measures. The definition of such financial measures and/or the reconciliation of such measures to the comparable GAAP figures is included in either the 2018 Form 10-K or herein.
- (3) 2018 Results represent results against the 2018-2019 Strategic Objectives established at the beginning of 2018.
- (4) Pre-tax margin represents income (loss) from continuing operations before income taxes divided by net revenues. Pre-tax margin is a non-GAAP financial measure that the Company considers useful for analysts, investors and other stakeholders to assess operating performance.
- (5) Operating growth rate percentages for Institutional Securities (ISG) net revenue and Investment Management (IM) asset management revenue exclude the impact of the 2018 gross ups which resulted from the adoption of the accounting update, *Revenue from Contracts with Customers* (Revenue Recognition). See Note 2 to the financial statements included in the 2018 Form 10-K for information on the adoption of the Revenue Recognition accounting update. In determining the growth rate percentages approximately \$320 million was excluded from ISG 2018 net revenues and approximately \$78 million was excluded from IM 2018 asset management revenues. Growth rate percentages excluding the impact of the adoption of the Revenue Recognition accounting update are non-GAAP financial measures the Company considers useful for analysts, investors and other stakeholders to assess year-over-year operating performance.
- (6) Long-term net flows include the equity, fixed income and alternative/other asset classes and exclude the liquidity asset class.
- (7) Company Expense Efficiency Ratio represents total non-interest expenses as a percentage of net revenues.

- (8) In June 2018, we received a conditional non-objection to our Capital Plan, where the only condition was that our capital distributions not exceed the greater of the actual distributions we made over the previous four calendar quarters, or the annualized average of actual distributions over the previous eight calendar quarters. Our 2018 Capital Plan includes the repurchase of up to \$4.7 billion of outstanding common stock for the four quarters beginning in the third quarter of 2018 through the end of the second quarter of 2019, as well as an increase in the Company's quarterly common stock dividend to \$0.30 per share from the previous \$0.25 per share that commenced with the dividend announced on June 28, 2018. The total amount of expected 2018 capital distributions is consistent with the \$6.8 billion of actual dividends and gross share repurchases included in our 2017 Capital Plan.
- (9) The calculation of return on average common equity (ROE), for both the medium term target and 2018 results, utilizes net income applicable to Morgan Stanley less preferred dividends as a percentage of average common equity, exclusive of intermittent discrete tax items. The 2018 ROE result excludes intermittent net discrete tax benefits of approximately \$203 million, which resulted in an approximate 30 basis point reduction in ROE. When excluding intermittent net discrete tax benefits, both the numerator and denominator are adjusted. Beginning in 2017, income tax consequences associated with employee share-based awards are recognized in the provision for income taxes in the income statement, but are excluded from the intermittent net discrete tax items adjustment, as we anticipate conversion activity each year. ROE excluding intermittent discrete tax items is a non-GAAP financial measure that the Company considers useful for analysts, investors and other stakeholders to assess operating performance.
- (10) The calculation of return on average tangible common equity (ROTCE), for both the medium term target and 2018 results, utilizes net income applicable to Morgan Stanley less preferred dividends as a percentage of average tangible common equity, exclusive of intermittent discrete tax items. Tangible Common Equity (TCE) equals common equity less goodwill and intangible assets net of allowable mortgage servicing rights. The 2018 ROTCE result excludes intermittent net discrete tax benefits of approximately \$203 million, which resulted in an approximate 30 basis point reduction in ROTCE. When excluding intermittent net discrete tax benefits, both the ROE and ROTCE numerators and denominators are adjusted. Beginning in 2017, income tax consequences associated with employee share-based awards are recognized in the provision for income taxes in the income statement, but are excluded from the intermittent net discrete tax items adjustment, as we anticipate conversion activity each year. ROTCE excluding intermittent discrete tax items and TCE are non-GAAP financial measures that the Company considers useful for analysts, investors and other stakeholders to assess operating performance.
- (11) Pre-tax profit (PBT) represents income (loss) from continuing operations before income taxes. PBT is a non-GAAP financial measure that the Company considers useful for analysts, investors and other stakeholders to assess operating performance.
- (12) Net Income represents net income applicable to Morgan Stanley.
- (13) The calculation of ROE for 2017 utilizes net income applicable to Morgan Stanley less preferred dividends as a percentage of average common equity, exclusive of intermittent discrete tax items. For the reconciliation of ROE, excluding intermittent discrete tax items for the year 2017, see pages 29 and 30 of the 2018 Form 10-K. When excluding intermittent net discrete tax items, both the ROE numerator and denominator are adjusted. Beginning in 2017, income tax consequences associated with employee share-based awards are recognized in the provision for income taxes in the income statement, but are excluded from the intermittent net discrete tax items adjustment, as we anticipate conversion activity each year. ROE, excluding intermittent discrete tax items is a non-GAAP financial measure that the Company considers useful for analysts, investors and other stakeholders to assess

year-over-year operating performance.

- (14) Institutional Securities Equity revenues market share is based on the reported 2018 net revenues for the equity sales and trading businesses of Morgan Stanley and the following global peer companies: Goldman Sachs, JP Morgan Chase, Bank of America, Citigroup, Barclays, UBS Group, Deutsche Bank, and Credit Suisse.
- (15) Company Expense Efficiency Ratio represents total non-interest expenses as a percentage of net revenues (or in 2013, net revenues, excluding debt valuation adjustments (DVA)). For 2013, the Expense Efficiency Ratio was calculated as non-interest expenses of \$27,935 million, divided by net revenues of \$33,174 million, which excludes the negative impact of \$681 million from DVA. The Expense Efficiency Ratio, excluding DVA is a non-GAAP financial measure the Company considers useful for analysts, investors and other stakeholders to assess year-over-year operating performance.
- (16) DVA represents the change in fair value resulting from the fluctuations in the Company's credit spreads and other credit factors related to liabilities carried at fair value under the fair value option, primarily certain long-term and short-term borrowings. The Company believes that

Table of Contents

COMPENSATION MATTERS

analysts, investors and other stakeholders assess its operating performance exclusive of DVA. Effective January 1, 2016, pursuant to new accounting guidance that the Company adopted, gains and losses from DVA are presented in other comprehensive income (i.e., a component of common equity) as opposed to net revenues and net income. Prior to January 1, 2016, gains and losses from DVA are presented in trading revenues (i.e., a component of Net Revenues).

- (17) Pre-tax profit represents income (loss) from continuing operations before income taxes. Pre-tax profit for 2013 excludes the negative impact of \$681 million from DVA. Pre-tax profit and Pre-tax profit, excluding DVA are non-GAAP financial measures the Company considers useful for analysts, investors and other stakeholders to assess year-over-year operating performance.
- (18) Share repurchases represent actual shares re-acquired during the year noted, representing a blend of two sequential Comprehensive Capital Analysis Review cycles.
- (19) The calculations of ROE and ROTCE for each year utilize net income applicable to Morgan Stanley less preferred dividends as a percentage of average common equity and average tangible common equity, respectively, exclusive of intermittent discrete tax items. The 2018 ROE and ROTCE percentages exclude intermittent net discrete tax benefits of approximately \$203 million (an approximate 30 basis point reduction). For reconciliations of ROE and ROTCE, excluding intermittent discrete tax items for the years 2016 through 2018, see pages 29 and 30 of the 2018 Form 10-K. When excluding intermittent net discrete tax items, both the ROE and ROTCE numerators and denominators are adjusted. Beginning in 2017, income tax consequences associated with employee share-based awards are recognized in the provision for income taxes in the income statement, but are excluded from the intermittent net discrete tax items adjustment, as we anticipate conversion activity each year. ROE and ROTCE, excluding intermittent discrete tax items are non-GAAP financial measures that the Company considers useful for analysts, investors and other stakeholders to assess year-over-year operating performance.
- (20) Tangible Common Equity (TCE) equals common equity less goodwill and intangible assets net of allowable mortgage servicing rights. TCE is a non-GAAP financial measure that the Company considers useful for analysts, investors and other stakeholders to assess capital adequacy.
- (21) Total shareholder return represents the change in share price over a period of time plus the dividends paid during such period, expressed as a percentage of the share price at the beginning of such period (defined herein as TSR).
- (22) Source of TSR percentages and averages: Bloomberg.
- (23) Global peers include the following eight companies: Goldman Sachs, JP Morgan Chase, Bank of America, Citigroup, Barclays, UBS Group, Deutsche Bank, and Credit Suisse. Source TSR for global peers: Bloomberg.

(24) Over the 2016 to 2018 period, Mr. Gorman's realizable pay decreased approximately 4% compared to his pay as reported in the 2018 Summary Compensation Table for the relevant years, and the Company's three-year total TSR for the same period is 33%. Realizable pay for this period was \$69.4 million, while Summary Compensation Table compensation for this period was \$72.1 million. Realizable pay reflects the current value of the sum of base salary, cash bonus, and stock awards disclosed in the 2016, 2017, and 2018 proxy statements. For purposes of this calculation, equity awards were valued using the closing price of the Company's common stock on December 31, 2018, and performance-vested awards were valued based on performance at target.

(25) The Company's capital markets rankings are reported by Thomson Reuters as of January 4, 2019 for the period of January 1, 2018 to December 31, 2018.

(26) U.S. Bank refers to the Company's U.S. Bank operating subsidiaries Morgan Stanley Bank, N.A. and Morgan Stanley Private Bank, National Association, and excludes transactions with Morgan Stanley parent and the bank subsidiaries.

COMPENSATION, MANAGEMENT DEVELOPMENT AND SUCCESSION COMMITTEE REPORT

We, the Compensation, Management Development and Succession Committee of the Board of Directors of Morgan Stanley, have reviewed and discussed with management the Compensation Discussion and Analysis contained in this proxy statement. Based on such review and discussions, we have recommended to the Board that the Compensation Discussion and Analysis be included in this proxy statement and incorporated by reference into the Company's Annual Report on Form 10-K for the year ended December 31, 2018 filed with the SEC.

Respectfully submitted,

Hutham S. Olayan, Chair

Thomas H. Glocer

Dennis M. Nally

Rayford Wilkins, Jr.

62 Morgan Stanley 2019 Proxy Statement

Table of Contents

COMPENSATION MATTERS

EXECUTIVE COMPENSATION

The following tables summarize the compensation of our NEOs in the format specified by the SEC.

2018 Summary Compensation Table

Pursuant to SEC rules, the following table is required to include for a particular year only those stock awards and option awards granted **during** the year, rather than awards granted **after** year end that were awarded for performance in that year. Our annual equity awards relating to performance in a year are made shortly after year end. Therefore, compensation in the table includes not only non-equity compensation awarded for services in the applicable year but, in the case of stock awards granted in the years reported in the table, compensation awarded for performance in prior years and forward-looking performance-vested compensation. A summary of the CMDS Committee's decisions on the compensation awarded to our NEOs for 2018 performance can be found in the CD&A.

Name and Principal Position	Year	Salary (\$) ⁽¹⁾	Bonus (\$) ⁽¹⁾⁽²⁾	Stock Awards (\$) ⁽³⁾⁽⁴⁾	Option Awards (\$)	Change in Pension Value and Nonqualified Deferred Compensation Earnings	All Other Compensation (\$) ⁽⁶⁾	Total (\$)
						(\$) ⁽⁵⁾		
James P. Gorman Chairman and Chief Executive Officer	2018	1,500,000	6,875,000	19,748,977			44,662	28,168,639
	2017	1,500,000	11,568,250	11,383,777		12,777	44,918	24,509,722
	2016	1,500,000	9,698,750	9,958,913		8,971	39,201	21,205,835

Edgar Filing: MORGAN STANLEY - Form DEF 14A

Colm Kelleher*	2018	1,200,000	10,850,000	11,686,900		381,468	24,118,368
President							
	2017	1,200,000	13,328,750	6,943,628		330,128	21,802,506
	2016	1,666,041	10,949,126	6,155,595	191,059	416,667	19,378,488
Jonathan Pruzan	2018	1,000,000	8,670,000	5,031,435		11,000	14,712,435
Executive Vice President	2017	1,000,000	6,548,750	3,173,519	45,583	44,335	10,812,187
	2016	1,000,000	5,348,750	2,885,171	24,092	10,600	9,268,613
and Chief Financial Officer							
Eric F. Grossman*	2018	1,000,000	7,045,000	4,604,015		47,416	12,696,431
Executive Vice President	2017	1,000,000	5,948,750	3,072,864	12,786	43,048	10,077,448
and Chief Legal Officer							
Daniel A. Simkowitz	2018	1,000,000	8,670,000	5,588,351		14,216	15,272,567
Head of Investment Management	2017	1,000,000	7,148,750	3,576,139	59,608	13,698	11,798,195
	2016	1,000,000	5,948,750	3,497,606	34,093	13,284	10,493,733

* On March 28, 2019, the Company announced that Mr. Kelleher informed the Company of his decision to retire from his position as President effective June 30, 2019. Mr. Grossman was not an NEO for 2016.

(1) Includes any elective deferrals to the Company's employee benefit plans.

(2) For 2018, includes 2018 annual cash bonus paid in February 2019 and awards granted in January 2019 under MSCIP for performance in 2018:

Name	2018 Cash Bonus (\$)	2018 MSCIP Award (\$)	Total (\$)
James P. Gorman	6,875,000		6,875,000
Colm Kelleher	6,200,000	4,650,000	10,850,000

Edgar Filing: MORGAN STANLEY - Form DEF 14A

Jonathan Pruzan	4,340,000	4,330,000	8,670,000
Eric F. Grossman	3,590,000	3,455,000	7,045,000
Daniel A. Simkowitz	4,340,000	4,330,000	8,670,000

The 2018 MSCIP awards are scheduled to vest and be distributed on January 27, 2021. MSCIP awards are subject to cancellation and clawback. For further details on 2018 MSCIP awards, see the CD&A.

- (3) For 2018, consists of RSUs granted on January 19, 2018 for performance in 2017 (2017 RSUs), forward-looking LTIP awards granted on January 19, 2018 (2018 LTIP awards), the realizable value of which is dependent entirely on the satisfaction of predetermined performance goals over a three-year performance period, and incremental fair value recognized in 2018 upon the amendment of LTIP awards granted in 2015, 2016 and 2017 to account for the impact of the enactment of tax reform under the Tax Cuts and Jobs Act. For further details, see 2018 Grants of Plan-Based Awards.

Table of Contents

COMPENSATION MATTERS

- (4) Represents aggregate grant date fair value of stock unit awards granted during the applicable period and, for 2018, the incremental fair value described in note 3 above computed as of the modification date in accordance with FASB ASC Topic 718.

The following table lists the aggregate grant date fair value of stock unit awards granted to the NEOs during 2018. The aggregate grant date fair value of the 2017 RSUs is based on the volume-weighted average price of the common stock on the grant date, and the aggregate grant date fair value of 2018 LTIP awards included in the table is based on the volume-weighted average price of the common stock on the grant date and the probable outcome of the performance conditions as of the grant date. The value of the 2018 LTIP awards on the grant date, assuming that the highest level of performance conditions will be achieved, is \$19,125,000 for Mr. Gorman; \$9,810,000 for Mr. Kelleher; \$3,225,000, for Mr. Pruzan; \$2,850,000 for Mr. Grossman; and \$3,675,000 for Mr. Simkowitz.

**Stock Unit Awards Granted
During 2018 (\$)**

Name	2017 RSUs	2018 LTIP Awards	Total
James P. Gorman	1,181,750	16,943,912	18,125,662
Colm Kelleher	1,931,250	8,691,229	10,622,479
Jonathan Pruzan	1,801,250	2,857,209	4,658,459
Eric F. Grossman	1,651,250	2,524,976	4,176,226
Daniel A. Simkowitz	1,901,250	3,255,889	5,157,139

For further information on the valuation of the Company's RSU and LTIP awards, see notes 2 and 18 to the consolidated financial statements included in the 2018 Form 10-K.

- (5) No NEO had above-market earnings on nonqualified deferred compensation awards in 2018 and each NEO had a decrease in his pension value for 2018 (2018 Change in Pension Value). The decrease in the 2018 Change in Pension Value for each NEO is set forth in the following table.

Name	2018 Change in Pension Value (\$)
James P. Gorman	(5,341)
Colm Kelleher	(112,316)
Jonathan Pruzan	(27,127)
Eric F. Grossman	(7,380)
Daniel A. Simkowitz	(32,855)

The 2018 Change in Pension Value equals the aggregate change from December 31, 2017 to December 31, 2018 in the actuarially determined present value of the accumulated benefit under the Company-sponsored defined benefit pension plans during the measurement period. Each NEO experienced a decrease in the present value of his accumulated benefits from December 31, 2017 to December 31, 2018 primarily due to an increase in the discount rates described below and the Company's adoption of a new mortality table. The present values at December 31, 2018 are based on the RP-2014 white collar mortality tables rolled back to 2006 with projection Scale RP-2014 and then projected generationally with Scale MP-2018 and discount rates of 4.26% for the ERP and 4.16% for the SEREP. The present values at December 31, 2017 are based on the RP-2014 white collar mortality tables rolled back to 2006 with projection Scale RP-2014 and then projected generationally with Scale MP-2017 and discount rates of 3.66% for the ERP and 3.53% for the SEREP. Present values are determined using an interest-only discount before retirement. Post-retirement discounts are based on interest and mortality. For each plan, the assumed benefit commencement date is the earliest age at which the NEO can receive unreduced benefits under that plan or current age, if greater.

- (6) The "All Other Compensation" column for 2018 includes (a) contributions made by the Company under our defined contribution plans with respect to such period and (b) the incremental cost to the Company of perquisites and other personal benefits, as detailed below. In addition, our NEOs may participate on the same terms and conditions as other investors in investment funds that we may form and manage primarily for client investment, except that we may waive or lower applicable fees and charges for our employees.
- (a) Each NEO received a matching contribution in the 401(k) Plan for 2018 of \$11,000 and Mr. Simkowitz also received a pension transition contribution in the 401(k) Plan for 2018 of \$3,216.
- (b) For Messrs. Gorman and Grossman, includes \$20,000 for the Company's Executive Health Program. For Mr. Kelleher, includes \$219,966 for housing payments and \$143,183 for tax services related to his relocation to the U.S. The "All Other Compensation" column also includes the incremental cost to the Company of use of a Company car or car service, travel staff and assistance with travel arrangements, guest travel on business flights, and in-office meals.

Table of Contents

COMPENSATION MATTERS

2018 Grants of Plan-Based Awards⁽¹⁾

The following table sets forth information with respect to RSUs granted to the NEOs in January 2018 for 2017 performance (2017 RSUs) and LTIP awards granted in January 2018 for forward-looking performance (2018 LTIP awards), and incremental fair value recognized on prior year LTIP awards in February 2018.

Name	Grant Date (m/d/yyyy)	Approval Date (m/d/yyyy)	Threshold (#)	Target (#)	Maximum (#)	Estimated Future Payouts Under Equity Incentive Plan Awards ⁽²⁾	All Other Stock Awards Number of Shares Underlying Stock ⁽³⁾	All Other Exercise Awards: Base Price of Option Awards (\$/Sh)	Grant Date Fair Value of Stock and Option Awards (\$) ⁽⁴⁾
James P. Gorman	1/19/2018	1/5/2018	0	224,324	336,487				16,943,912
	1/19/2018	1/5/2018				20,791			1,181,750
	2/26/2018								1,623,315
Colm Kelleher	1/19/2018	1/5/2018	0	115,065	172,598				8,691,229
	1/19/2018	1/5/2018				33,978			1,931,250
	2/26/2018								1,064,420
Jonathan Pruzan	1/19/2018	1/5/2018	0	37,827	56,741				2,857,209
	1/19/2018	1/5/2018				31,691			1,801,250
	2/26/2018								372,976
Eric F. Grossman	1/19/2018	1/5/2018	0	33,428	50,143				2,524,976
	1/19/2018	1/5/2018				29,052			1,651,250
	2/26/2018								427,789
Daniel A. Simkowitz	1/19/2018	1/5/2018	0	43,105	64,658				3,255,889
	1/19/2018	1/5/2018				33,450			1,901,250
	2/26/2018								431,212

⁽¹⁾ The 2018 LTIP awards included in this table are also disclosed in the Stock Awards column of the 2018 Summary Compensation Table and 2018 Outstanding Equity Awards at Fiscal Year-End. The 2017 RSU awards included in this table are also disclosed in the Stock Awards column of the 2018 Summary Compensation Table, 2018 Option Exercises and Stock Vested and 2018 Nonqualified Deferred Compensation. The 2018 LTIP awards and 2017 RSUs were granted under the Morgan Stanley Equity Incentive Compensation Plan. All 2017 RSUs and 2018 LTIP awards are subject to cancellation if a cancellation event occurs at any time prior to the scheduled conversion date. For further details on cancellation and clawback of awards, see Potential Payments upon

Termination or Change-in-Control.

The incremental fair value included in this table was recognized on February 26, 2018 upon the amendment of LTIP awards granted in 2015, 2016 and 2017 to account for the impact of the enactment of tax reform under the Tax Cuts and Jobs Act, and is also disclosed in the "Stock Awards" column of the 2018 Summary Compensation Table.

- (2) The 2018 LTIP awards are scheduled to vest and convert to shares in 2021 only if the Company satisfies predetermined performance goals over the three-year performance period consisting of 2018, 2019 and 2020. One-half of the target 2018 LTIP award is earned based on the Company's average ROE over the three-year performance period (MS Average ROE). The other half of the target 2018 LTIP award is earned based on the Company's TSR over the three-year period (MS TSR) relative to the TSR of the S&P 500 Financials Index over the three-year period (Index Group TSR). The number of stock units ultimately earned will be determined by multiplying each half of the target award by a multiplier as follows, provided that in no event may the multiplier exceed 1.0 if MS TSR for the performance period is negative.

MS Average ROE*	Multiplier	Relative TSR**	Multiplier
11.5% or more	1.50	25% or more	1.50
10%	1.00	0%	1.00
5%	0.50	-50%	0.50
Less than 5%	0.00	Less than -50%	0.00

* MS Average ROE, for this purpose, excludes (a) the impact of DVA (see Section 5 of the CD&A, note 16 for the definition of DVA), (b) certain gains or losses associated with the sale of specified businesses, (c) certain gains or losses associated with specified legal settlements relating to business activities conducted prior to January 1, 2011, and (d) specified cumulative catch-up adjustments resulting from changes in accounting principles that are not applied on a full retrospective basis. If MS Average ROE is between two of the thresholds noted in the table, the number of stock units earned will be determined by straight-line interpolation between the two thresholds.

** Relative TSR will be determined by subtracting the Index Group TSR from the MS TSR. If Relative TSR is between two of the thresholds noted in the table, the number of stock units earned will be determined by straight-line interpolation between the two thresholds.

Table of Contents

COMPENSATION MATTERS

Each NEO is entitled to receive cash dividend equivalents on the 2018 LTIP awards, subject to the same vesting, cancellation and payment provisions as the underlying award.

- (3) The 2017 RSUs are scheduled to convert to shares on January 27, 2021. Each NEO is retirement-eligible under the award terms at grant and, therefore, the awards are considered vested at grant for purposes of this proxy statement. The NEOs are entitled to receive dividend equivalents in the form of additional RSUs, subject to the same vesting, cancellation and payment provisions as the underlying RSUs.
- (4) Represents the aggregate grant date fair value of the 2017 RSUs and 2018 LTIP awards and the incremental fair value of the LTIP awards granted in 2015, 2016 and 2017 described in note 1 above computed as of the modification date in accordance with FASB ASC Topic 718. The aggregate grant date fair value of the 2017 RSUs is based on \$56.8372, the volume-weighted average price of the common stock on the grant date. The aggregate grant date fair value of 2018 LTIP awards is based on the volume-weighted average price of the common stock on the grant date as well as the probable outcome of the performance conditions as of the grant date. For further information on the valuation of the Company's RSUs and LTIP awards, see notes 2 and 18 to the consolidated financial statements included in the 2018 Form 10-K.

2018 Outstanding Equity Awards at Fiscal Year-End

The following table discloses the number of shares covered by unexercised stock options and unvested stock awards held by our NEOs on December 31, 2018.

Name	Option Awards				Stock Awards			
	Number of Securities Underlying Unexercised Options Exercisable (#)	Number of Securities Underlying Unexercised Options (#)	Option Exercise Price (\$mm/dd/yyyy)	Option Expiration Date (#)	Number of Shares or Stock That Have Not Vested (#)	Market Value of Shares or Units of Stock That Have Not Vested (\$)	Equity Incentive Plan Awards: Number of Unearned Shares, Units or Rights That Have Not	Equity Incentive Plan Awards: Market or Payout Value of Unearned Shares, Units or Rights That

	Vested (#)⁽¹⁾	Have Not Vested (\$)⁽²⁾
James P. Gorman	558,115	22,129,278
Colm Kelleher	330,490	13,103,968
Jonathan Pruzan	116,545	4,621,025
Eric F. Grossman	108,188	4,289,681
Daniel A. Simkowitz	131,498	5,213,919

⁽¹⁾ Consists of performance stock units underlying LTIP awards held by the NEOs. The NEOs may ultimately earn a maximum of 1.5 times the target number of performance stock units and a minimum of nothing, based on the Company's performance over the performance period. In accordance with SEC rules, the number of performance stock units reflected in the table represents the maximum number of units that may be earned under the LTIP award granted on January 18, 2017 (2017 LTIP award) and the 2018 LTIP award. For both the 2017 LTIP awards and 2018 LTIP awards, the number of performance stock units reflected in the table exceeds the amount that would have been earned based on Company performance through December 31, 2018. Based on Company performance through December 31, 2018, 105.49% and 120.57% of the target number of units granted under the 2017 LTIP award and 2018 LTIP award, respectively, would have been earned by the NEO (see 2018 Grants of Plan-Based Awards for the target number of performance stock units granted under the 2018 LTIP award). The 2017 LTIP awards and 2018 LTIP awards are scheduled to vest and convert to shares in 2020 and 2021, respectively, only if the Company satisfies the predetermined performance goals (see note 2 to 2018 Grants of Plan-Based Awards for 2018 LTIP award performance goals).

⁽²⁾ The value is based on \$39.65, the closing price of the Company's common stock on December 31, 2018.

Table of Contents

COMPENSATION MATTERS

2018 Option Exercises and Stock Vested

The following table contains information about the stock options exercised by NEOs during 2018 and the RSUs and LTIP awards held by the NEOs that vested during 2018.

Name	Option Awards		Stock Awards	
	Number of Shares Acquired on Exercise (#)	Value Realized on Exercise (\$)	Number of Shares Acquired on Vesting (#) ⁽¹⁾	Value Realized on Vesting (\$)
James P. Gorman			20,791	1,181,750 ⁽²⁾
			245,991	9,698,444 ⁽³⁾
Colm Kelleher			33,978	1,931,250 ⁽²⁾
			138,276	5,451,685 ⁽³⁾
Jonathan Pruzan			31,691	1,801,250 ⁽²⁾
			68,937	2,717,972 ⁽³⁾
Eric F. Grossman			29,052	1,651,250 ⁽²⁾
			63,915	2,519,938 ⁽³⁾
			53,486 ⁽⁴⁾	2,812,350 ⁽⁴⁾
			152,254 ⁽⁵⁾	7,964,948 ⁽⁵⁾
Daniel A. Simkowitz			33,450	1,901,250 ⁽²⁾
			82,410	3,249,122 ⁽³⁾

⁽¹⁾ Except as set forth in notes 4 and 5, consists of the 2017 RSUs, which are considered vested at grant for purposes of this proxy statement due to the NEOs' retirement eligibility, and performance stock units underlying the 2016

LTIP awards, which are considered vested on December 31, 2018 (the last day of the three-year performance period) for purposes of this proxy statement, based on the Company's performance over the performance period. For further details on the 2017 RSUs, see note 3 to 2018 Grants of Plan-Based Awards.

- (2) The aggregate grant date fair value of the 2017 RSUs is based on \$56.8372, the volume-weighted average price of the Company's common stock on the grant date.
- (3) The value realized is based on \$39.4258, the volume-weighted average price of the Company's common stock on December 31, 2018, which is the last trading day of the 2016 LTIP awards' performance period, for 105.91% of the target number of units underlying the 2016 LTIP awards. The 2016 LTIP awards converted to shares of common stock on February 26, 2019.
- (4) Consists of 102.765% of the target number of performance stock units underlying the LTIP award granted on January 21, 2015 (2015 LTIP award) that vested on January 1, 2018, the scheduled vesting date of the award, and converted to shares of common stock on February 27, 2018. The value realized is based on \$52.58, the volume-weighted average price of the Company's common stock on December 29, 2017 (the most immediately preceding trading day prior to January 1, 2018).
- (5) Consists of RSUs that are considered vested for purposes of this proxy statement on January 3, 2018, the date on which Mr. Grossman became retirement-eligible pursuant to the terms of the awards. The value realized is based on \$52.3134, the volume-weighted average price of the Company's common stock on January 3, 2018. 66,042 of these RSUs also converted to shares of the Company's common stock on January 19, 2018, pursuant to their terms. The remaining 86,212 RSUs will convert to shares of the Company's common stock on their respective scheduled conversion dates, subject to cancellation and clawback.

2018 Pension Benefits

The table below discloses the present value of accumulated benefits payable to each NEO and the years of service credited to each NEO under the Company's defined benefit retirement plans as of December 31, 2018. The material terms and conditions of these plans are described below.

Name	Plan Name	Number of Years Credited Service ⁽¹⁾	Retirement Age for Full Benefits ⁽²⁾	Present Value of Accumulated Benefit (\$) ⁽³⁾	Payments During Last Fiscal Year (\$)
James P. Gorman	Morgan Stanley Employees Retirement Plan	4	65	96,389	
Colm Kelleher	Morgan Stanley U.K. Group Pension Plan ⁽⁴⁾	7	61	204,844	

Edgar Filing: MORGAN STANLEY - Form DEF 14A

	Morgan Stanley Supplemental Executive Retirement and Excess Plan	25	61	1,282,681
Jonathan Pruzan	Morgan Stanley Employees Retirement Plan	15	65	227,860
Eric F. Grossman	Morgan Stanley Employees Retirement Plan	4	65	67,208
Daniel A. Simkowitz	Morgan Stanley Employees Retirement Plan	19	65	335,709

⁽¹⁾ After December 31, 2010, no further benefit accruals occur under the ERP. After September 30, 2014, no further benefit accruals occur under the SEREP.

Morgan Stanley 2019 Proxy Statement [67](#)

Table of Contents

COMPENSATION MATTERS

(2) The Retirement Age for Full Benefits is the earliest age at which the executive can receive unreduced benefits or current age, if greater.

(3)

The present value at December 31, 2018 is based on the RP-2014 white collar mortality tables rolled back to 2006 with projection Scale RP-2014 and then projected generationally with scale MP-2018 and discount rates of 4.26% for the ERP and 4.16% for the SEREP. Present values are determined using an interest-only discount before retirement. Post-retirement discounts are based on interest and mortality. The assumed benefit commencement date is the earliest age at which the executive can receive unreduced benefits or current age, if greater.

(4) Until March 31, 2012, the Company contributed to the Morgan Stanley U.K. Group Pension Plan (U.K. Pension Plan) on behalf of Mr. Kelleher, and he remains a deferred vested participant in that plan. As of October 1, 1996, Mr. Kelleher's accrued defined benefit under the U.K. Pension Plan was converted to an account balance, the value of which was £153,430 as of December 31, 2018. The amount of British pounds sterling was converted to U.S. dollars using the 2018 average of daily spot rates of £1 to \$1.3351. If the value of the account balance relating to the pre-October 1996 portion of Mr. Kelleher's U.K. Pension Plan benefit, adjusted for investment experience until the payment date, is greater than the value of the guaranteed minimum pension under the U.K. Pension Plan, no defined benefit pension is payable. If the value of the guaranteed minimum pension, determined in accordance with U.K. laws, is greater than the value of the adjusted account balance, the guaranteed minimum pension is payable, in addition to any defined contribution amount payable for the period after September 30, 1996. Mr. Kelleher had seven years of credited service in the U.K. Pension Plan at the time his accrued benefit was converted to an account balance. The amount shown in the table for Mr. Kelleher does not include defined contribution benefits that were accrued after September 30, 1996.

Employees Retirement Plan (ERP)

Eligible U.S. employees of the Company and its U.S. affiliates hired before July 1, 2007 were covered after one year of service by the ERP, a non-contributory defined benefit pension plan that is qualified under Section 401(a) of the Internal Revenue Code. Effective after December 31, 2010, the ERP was frozen and no further benefit accruals will occur. Benefits are generally payable as an annuity at age 65 (or earlier, subject to certain reductions in the amounts payable). Under the pre-2004 provisions of the ERP, benefits are payable in full at age 60 and reduced 4% per year for retirement between ages 55 and 60 for employees who retire after age 55 with 10 years of service. Before the ERP was frozen, annual benefits were equal to 1% of eligible earnings plus 0.5% of eligible earnings in excess of Social Security covered compensation for each year of service. Eligible earnings generally included all taxable compensation, other than certain equity-based and non-recurring amounts, up to \$170,000 per year. ERP participants who, as of January 1, 2004, had age plus service equal to at least 65 and who had been credited with five years of service, received benefits determined under the ERP pre-2004 benefit formula, if greater. Pre-2004 benefits equaled 1.15% of final average salary, plus 0.35% of final average salary in excess of Social Security covered compensation, in each case multiplied by credited service up to 35 years, where final average salary was base salary, up to specified limits set forth in the ERP, for the highest paid 60 consecutive months of the last 120 months of service.

Supplemental Executive Retirement and Excess Plan (SEREP)

The SEREP is an unfunded nonqualified plan. Effective after September 30, 2014, the SEREP was frozen and no further benefit accruals will occur. Credited service is counted starting from the first day of the month after the hire date, except that for certain excess benefits credited service begins after one year of service. The SEREP provides benefits not otherwise provided under the ERP formula because of limits in the ERP or Internal Revenue Code on eligible pay and benefits. The SEREP also provides certain grandfathered benefits and supplemental retirement income (unreduced at age 60) for eligible employees after offsetting other Company-provided pension benefits, pension benefits provided by former employers and, for January 1, 2011 through June 30, 2014, adjusted to take into account certain defined contribution plan awards. The supplemental benefit, before offsets, equals 20% of final average salary plus 2% of final average salary per year after five years (up to 50% cumulatively) plus 1% of final average salary per year after 25 years (up to 60% cumulatively), where final average salary is base salary for the highest paid 60 consecutive months of the last 120 months of service through September 30, 2014, up to a maximum annual benefit payable of \$140,000 at age 60, reduced by 4% per year for payments beginning before age 60. The SEREP was restricted effective January 1, 2004 to grandfathered employees who as of that date met certain eligibility criteria. Grandfathering in this plan was provided to all similarly situated eligible employees and may be provided to other employees with the approval of the CMDS Committee. Benefits may be paid in various actuarially equivalent forms of annuity. Other than for small balances, no lump sums are available under this plan.

U.K. Group Pension Plan

The U.K. Pension Plan is a defined contribution plan that provided defined benefit pension accruals until October 1, 1996. The guaranteed minimum pension payable under the U.K. Pension Plan is determined in accordance with U.K. laws.

Table of Contents

COMPENSATION MATTERS

2018 Nonqualified Deferred Compensation

The following table contains information with respect to the participation of the NEOs in the Company's unfunded cash deferred compensation plans that provide for the deferral of compensation on a basis that is not tax-qualified, as well as with respect to RSUs granted to the NEOs that are vested but have not yet converted to shares of Morgan Stanley common stock. NEOs participate in the plans on the same terms and conditions as other similarly situated employees. The material terms and conditions of these plans are described below.

Name	Registrant	Executive Contributions	Registrant Contributions	Aggregate Earnings	Aggregate Withdrawals/	Aggregate Balance
		in Last FY (\$) ⁽¹⁾	in Last FY (\$)	in Last FY (\$) ⁽²⁾	Distributions (\$) ⁽³⁾	at Last FYE (\$) ⁽⁴⁾
James P. Gorman	Notional Leveraged Co-Investment Plan ⁽⁵⁾			(173,272)		2,412,467
	Morgan Stanley Compensation Incentive Plan	5,970,750		(515,398)	6,111,386	10,852,077
	Restricted Stock Units ⁽⁵⁾	1,181,750		(7,872,485)	8,068,710	27,714,766
Colm Kelleher	Notional Leveraged Co-Investment Plan ⁽⁵⁾			1,893	1,586,452	118,337
	Morgan Stanley Compensation Incentive Plan	8,471,250		147,507	1,547,729	16,942,252
	Restricted Stock Units ⁽⁵⁾	1,931,250		(2,677,634)	3,187,856	9,178,094
	U.K. Alternative Retirement Plan			170		29,135

⁽⁶⁾

Jonathan Pruzan	Key Employee Private Equity Recognition Plan		1,012	8,841	19,686
	Morgan Stanley Compensation Incentive Plan	3,951,250	(130,183)	4,202,497	7,267,853
	Restricted Stock Units ⁽⁵⁾	1,801,250	(1,206,364)	6,023,282	5,019,174
Eric F. Grossman	Notional Leveraged Co-Investment Plan ⁽⁵⁾		(18,129)		326,797
	Morgan Stanley Compensation Incentive Plan	3,551,250	(255,914)	3,463,909	6,566,680
	Restricted Stock Units ⁽⁵⁾	6,161,295	(1,250,722)	3,737,669	4,663,645
Daniel A. Simkowitz	Key Employee Private Equity Recognition Plan		1,349	11,788	26,248
	Notional Leveraged Co-Investment Plan ⁽⁵⁾		3,547		244,976
	Morgan Stanley Compensation Incentive Plan	4,351,250	125,034	3,530,807	8,050,205
	Pre-Tax Incentive Program		(25,214)		988,873
	Restricted Stock Units ⁽⁵⁾	1,901,250	(1,335,678)	7,696,901	5,821,289

- (1) RSU contributions represent the RSU awards granted in January 2018 for 2017 performance (2017 RSUs) that are considered vested at grant for purposes of this proxy statement and, with respect to Mr. Grossman, RSU awards granted in previous years (Prior Year RSUs) that are considered vested for purposes of this proxy statement as of January 3, 2018 (the date on which he became retirement-eligible under the award terms), but are subject to cancellation until the scheduled conversion dates of such awards. MSCIP contributions represent MSCIP awards granted in January 2018 for 2017 performance that are considered vested at grant for purposes of this proxy statement but are subject to cancellation until the scheduled payment date. The MSCIP awards reported in this table are also reported as part of the 2017 bonus in the 2018 Summary Compensation Table. The value of the 2017 RSUs in this column (which are also included in the Stock Awards column of the 2018 Summary

Compensation Table for 2018, 2018 Grants of Plan-Based Awards, and 2018 Option Exercises and Stock Vested) is based on \$56.8372, the volume-weighted average price of the Company's common stock on the grant date and the value of the Prior Year RSUs based on \$52.3134, the volume-weighted average price of the common stock on such date.

- (2) With respect to our cash-based nonqualified deferred compensation plans, represents the change in (i) the balance of the NEO's account reflected on the Company's books and records at December 31, 2018, without giving effect to any withdrawals or distributions, compared to (ii) the sum of the balance of the NEO's account reflected on the Company's books and records at December 31, 2017 and the value of any contributions made during 2018.

With respect to the RSUs, represents (i) the change in the average of the high and low prices of the Company's common stock on December 31, 2018 (or, if applicable, the earlier distribution date) compared to December 29, 2017 (or, if applicable, the later contribution date), as well as (ii) the amount of the vested cash dividend equivalent rights in 2018 (which is paid to the award holder at the time dividends are paid to holders of the Company's common stock) and dividend equivalents in the form of additional RSUs credited in 2018 with respect to the award (which are paid to the award holder at the time that the underlying award converts to shares, subject to the same cancellation provisions as the underlying award).

- (3) Represents distributions from our cash-based nonqualified deferred compensation plans and with respect to the RSUs, conversions based on the average of the high and low prices of the Company's common stock on the conversion date and amounts paid during 2018 pursuant to cash dividend equivalent rights.
- (4) With respect to our cash-based nonqualified deferred compensation plans, represents the balance of the NEO's account reflected on the Company's books and records at December 31, 2018. With respect to the RSUs, represents the number of vested units held by the NEO on December 31, 2018 multiplied by the average of the high and low prices of the Company's common stock on December 31, 2018.

Table of Contents

COMPENSATION MATTERS

(5) Includes RSUs that as of December 31, 2018 had vested, but had not reached their scheduled conversion date and remained subject to cancellation, as well as RSUs and LCIP awards that had reached their scheduled distribution date, but were deferred to preserve the Company's tax deductibility of the award, in accordance with the terms of the award.

(6) Mr. Kelleher's aggregate balance at year end of £21,822 was converted from British pounds sterling to U.S. dollars using the 2018 average of daily spot rates of £1 to \$1.3351.

The following is a description of the material terms with respect to contributions, earnings and distributions applicable to each of the following cash nonqualified deferred compensation plans and the RSUs referenced in the table above.

Key Employee Private Equity Recognition Plan (KEPER)

Under KEPER, participants were permitted to defer a portion of their cash bonus. The plan has been closed to new contributions since 2001. Contributions to KEPER are notionally invested by the Company in reference investments. Such reference investments may include investments made by Company-sponsored private equity funds, investments made by private equity funds sponsored by third parties in which the Company has acquired or will acquire a limited partner or similar interest, and investments in private equity securities that the Company makes for its own account. Distributions are made to participants following the realization of any proceeds in respect of any investment. The amounts contributed by a participant plus any earnings on participant contributions under the program remain subject to cancellation under specified circumstances.

Notional Leveraged Co-Investment Plan (LCIP)

Under LCIP, participants were permitted to allocate a portion of their deferred incentive compensation to the plan. LCIP is closed to new participants and has not been offered since 2008. Participants were permitted to allocate up to 40% of their long-term incentive compensation to LCIP. The Company contributed a notional investment in an amount equal to two times each participant's contribution (however, for fiscal 2008, participants could elect to forgo the notional investment). Contributions are notionally invested by the Company in reference investments, which may include the Company's proprietary investment funds, funds of funds that include Company proprietary investment funds and third-party investment funds, and other third-party investment funds. Participants generally are entitled to receive distributions in respect of their contributions plus any earnings on their contributions and on the Company notional investment on the third anniversary of grant and the 10th anniversary of grant, based on the valuation of the notional investments and any realizations of those investments prior to the scheduled distribution date. Participant distributions under LCIP are offset by the Company notional investment, excluding any earnings thereon.

Morgan Stanley Compensation Incentive Plan (MSCIP)

A portion of each participant's year-end deferred incentive compensation is granted under MSCIP. Earnings on MSCIP awards are based on the performance of notional investments available under the plan and selected by the participants. Participants may reallocate such balances periodically, as determined by the plan administrator. Until MSCIP awards reach their scheduled distribution date, they are subject to cancellation and clawback by the Company. The

cancellation and clawback events applicable to MSCIP awards held by our NEOs are described in the CD&A and in Potential Payments upon Termination of Change-in-Control.

Pre-Tax Incentive Program (PTIP)

Under PTIP, participants were permitted to defer a portion of their cash bonus or commissions for one or more fiscal years. The plan has been closed to new contributions since 2003. Earnings on PTIP contributions are based on the performance of notional investments available under the plan and selected by the participants. Participants could generally elect the commencement date for distributions of their contributions and earnings and the number of annual installments over which to receive distributions (generally, 5, 10, 15 or 20 years). Subject to earlier distribution on death or termination of employment due to disability, no distributions may begin prior to the attainment of age 55, and no distribution may begin prior to termination of employment.

Restricted Stock Units (RSUs)

RSUs are granted under the Morgan Stanley Equity Incentive Compensation Plan or another Company equity plan as determined by the CMDS Committee. Each RSU constitutes a contingent and unsecured promise of the Company to pay the holder one share of Company common stock on the conversion date of the RSU. The RSUs included in this table are considered vested; however, the RSUs are subject to cancellation if a cancellation event occurs at any time prior to the

Table of Contents

COMPENSATION MATTERS

scheduled conversion date. RSUs granted in 2012 and later are subject to clawback, as well as cancellation, prior to the scheduled conversion date. The cancellation and clawback events applicable to RSUs held by our NEOs are described in the CD&A and in Potential Payments upon Termination or Change-in-Control.

U.K. Alternative Retirement Plan (ARP)

The ARP is a U.K. employer financed retirement benefits scheme as defined by Her Majesty's Revenue and Customs (HMRC). Under the ARP, eligible participants receive monthly notional contributions from the Company based on a percentage of base salary, subject to specified limits. Participants may also elect to contribute a portion of their cash bonus and distributions from certain cash-based nonqualified deferred compensation plans to the ARP. Participants include those employees who either have an accumulated pension value in the U.K. Group Pension Plan that exceeds a limit set by the U.K. government or have elected pension taxation protection available from HMRC. Earnings on ARP contributions are based on the performance of notional investments available under the ARP and selected by the participants. Participants can generally elect the commencement date for distributions at any time after age 55, so long as no distributions begin later than age 75. Distributions are currently paid in the form of a lump sum.

Potential Payments upon Termination or Change-in-Control

This section describes and quantifies the benefits and compensation to which each NEO would have been entitled under our existing plans and arrangements if his employment had terminated or if the Company had undergone a change-in-control, in each case on December 31, 2018.

1. General Policies**No Cash Severance**

Our NEOs are not contractually entitled to cash severance payments upon any termination of employment or excise tax protection upon a change-in-control of the Company. NEOs are entitled to receive post-termination benefits that are generally available to all salaried employees, such as death, disability and post-retirement welfare benefits, and are also eligible for Company-paid retiree medical coverage under the Morgan Stanley Grandfathered Retiree Medical Plan for themselves and eligible dependents following any termination of employment with three years of service.

No Enhanced Termination Benefits

Following termination of employment, the NEOs are entitled to amounts, to the extent vested, due under the terms of our pension arrangements, as described under 2018 Pension Benefits, and our nonqualified deferred compensation plans, as described under 2018 Nonqualified Deferred Compensation. Our NEOs are not entitled to special or enhanced termination benefits under our pension and nonqualified deferred compensation plans as compared to other employees.

Cancellation and Clawback of Deferred Compensation

Even if an NEO is considered vested in a deferred incentive compensation award, the award may be subject to cancellation through the distribution date in the event the NEO engages in a cancellation event or if a clawback event occurs. In general, a cancellation event includes: engaging in competitive activity during a specified period following a voluntary termination of employment; engaging in cause (i.e., a breach of the NEO's obligation to the Company, including a failure to comply with internal compliance, ethics or risk management standards and failure or refusal to perform duties satisfactorily, including supervisory and management duties); improper disclosure of the Company's proprietary information; solicitation of Company employees, clients or customers during, and within a specified period following termination of, employment; the making of unauthorized disclosures or disparaging or defamatory comments about the Company; resignation from employment without providing the Company proper advance notice; or the failure to cooperate with or assist the Company in connection with investigations, regulatory matters, lawsuits or arbitrations following termination of employment.

Clawback of deferred compensation awards by the Company can be triggered through the applicable scheduled distribution date if the NEO had significant responsibility for a material adverse outcome for the Company or any of its businesses or functions, even absent misconduct, or if the NEO's act or omission (including with respect to direct supervisory responsibilities) causes a restatement of the Company's consolidated financial results, violates the Company's global risk management principles, policies and standards, or causes a loss of revenue associated with a position on which the NEO was paid and he operated outside of internal control policies. Further, shares resulting from

Table of Contents

COMPENSATION MATTERS

the conversion of LTIP awards are subject to clawback by the Company in the event the Company's achievement of the specified goals was based on materially inaccurate financial statements or other performance metric criteria. With respect to certain of Mr. Kelleher's awards granted while he was designated by the Company as Code Staff, pursuant to U.K. Prudential Regulatory Authority requirements, any amounts distributed in respect of his deferred compensation awards are subject to clawback and repayment in certain circumstances for a minimum period of seven years following grant pursuant to the Morgan Stanley Code Staff Clawback Policy.

Notice and Non-Solicitation Agreements

In addition to the cancellation and clawback events described above, each NEO is party to a Notice and Non-Solicitation Agreement that provides for injunctive relief and cancellation of deferred compensation awards if the NEO does not provide 180 days' advance notice prior to a resignation or if the NEO improperly solicits the Company's employees, clients or customers at any time during employment or the 180 days following termination of employment.

2. Termination of Employment / Change-in-Control

The table below sets forth the value as of December 31, 2018 of the outstanding unvested deferred compensation awards held by the NEOs and the present value of coverage under the Morgan Stanley Grandfathered Retiree Medical Plan as of December 31, 2018.

Termination Reason	Name	Unvested		
		Unvested RSUs and MSCIP Awards (\$) ⁽¹⁾	LTIP Awards and Related Dividend Equivalents (\$) ⁽²⁾	Retiree Medical Coverage (\$) ⁽³⁾
Involuntary (not due to a cancellation event) / Disability / Retirement / In connection with a Change-in-Control / Death / Governmental Service Termination	James P. Gorman		17,513,315	524,003
	Colm Kelleher		10,278,275	246,827
	Jonathan Pruzan		3,610,277	958,122
	Eric F. Grossman		3,342,647	804,635

Daniel A. Simkowitz

4,075,696 741,725

- (1) As of December 31, 2018, our NEOs were retirement-eligible for purposes of their outstanding RSU and MSCIP awards, which are therefore considered vested for purposes of this proxy statement. Amounts are payable on the scheduled distribution dates, subject to cancellation and clawback provisions, except that RSUs and MSCIP awards are payable upon a termination in connection with a change-in-control and all awards are payable upon death or a governmental service termination. Amounts payable with respect to a termination in connection with a change-in-control are conditioned upon the termination occurring within 18 months of the change-in-control as a result of (i) the Company terminating the NEO's employment under circumstances not involving any cancellation event, (ii) the NEO resigning from employment due to a materially adverse alteration in job responsibilities, or (iii) a change in the NEO's principal place of employment of more than 75 miles from the current location. A change-in-control generally means a significant change in the share ownership of the Company or composition of the Board. Governmental service termination treatment is conditioned upon satisfactory proof of a conflict of interest that necessitates divestiture of the awards and executing an agreement to repay amounts vested in connection with such termination if the NEO engages in any cancellation event.
- (2) As of December 31, 2018, our NEOs were retirement-eligible for purposes of the LTIP awards; however, such awards are not considered vested for purposes of this proxy statement until the end of the performance period because these awards only deliver value if the Company achieves objective performance goals over such performance period. Amounts shown in the table reflect performance through December 31, 2018 (the quarter ending simultaneously with the effective date of the termination), which, with the exception of a termination in connection with a change-in-control, is a substitute for performance through the three-year performance period, which would not be known until the end of such period. To facilitate timely payment of LTIP awards upon death or a governmental service termination as of December 31, 2018, amounts payable with respect to these awards would instead reflect Company performance through September 30, 2018 (the quarter ending with or before the date of the termination for which the Company's earnings information has been released) as follows: \$18,136,227 for Mr. Gorman; \$10,712,387 for Mr. Kelleher; \$3,773,461 for Mr. Pruzan; \$3,500,321 for Mr. Grossman; and \$4,258,256 for Mr. Simkowitz. For purposes of valuing LTIP awards, we have assumed a per share value of \$39.65, the closing price of the Company's common stock on December 31, 2018.
- (3) Each NEO, having met the service requirement, is eligible to elect retiree medical coverage under the Company's grandfathered Retiree Medical Plan for himself and his eligible dependents following a termination of employment for any reason. The present value is calculated assuming each NEO began retiree medical coverage on December 31, 2018 and elected his current dependent coverage type. The present value is based on the RP-2014 white collar mortality tables rolled back to 2006 with projection Scale RP-2014 and then projected generationally with Scale MP-2018, a discount rate of 4.07%, and a medical inflation rate of 6.16% for 2019-2020 and ultimately settling at 4.50% by 2038.

Table of Contents

COMPENSATION MATTERS

Compensation Ratio Disclosure

The ratio between the CEO's total annual compensation and the median annual total compensation of all other employees of the Company reported below is a reasonable estimate calculated in a manner consistent with SEC rules based on the Company's compensation records and the methodology described below. Because SEC rules for identifying the median compensated employee for purposes of this disclosure allow companies to adopt various methodologies and utilize various assumptions, the ratio reported by other companies may not be comparable to the ratio reported by the Company.

For 2018, our last completed fiscal year, the median of the annual total compensation of all employees of the Company (other than the CEO) was \$142,604 and the annual total compensation of our CEO, as reported in the 2018 Summary Compensation Table, was \$28,168,639. Based on this information, for 2018, the ratio of the annual total compensation of the CEO to the median of the annual total compensation of all other employees of the Company was 198 to 1.

To identify the median of the annual total compensation of all employees of the Company, we took the following steps:

1. The pay ratio rule gives companies the ability to make the median employee determination only once every three years, and we did not make a new median employee determination for 2018. The median employee determination for 2017 is described below.

We measured the employee population of the Company as of December 31, 2017 and included all employees of Morgan Stanley and its consolidated subsidiaries globally. We did not include independent contractors and leased employees. Although our employee population varies slightly from the employee population in our December 31, 2017 determination, there have not been any changes that we reasonably believe would significantly impact our pay ratio disclosure.

We selected annual total reward awarded in respect of 2017 as the consistently applied compensation measure used to identify the employee with the median of the annual total compensation of all employees (the median employee). Annual total reward consists of fixed compensation (e.g., base salary and allowances) and annual incentive compensation delivered in cash or equity and other variable compensation analogous to annual incentive compensation (e.g., commissions). We annualized the compensation of all permanent employees who were employed for less than the full fiscal year. We did not make any cost-of-living adjustments in identifying the median employee. Our median employee served in a similar role in 2018 and had his or her compensation adjusted based on his or her performance in that role. We determined that changes in our median employee's compensation arrangements for 2018 did not result in a significant change to our pay ratio disclosure and, therefore,

that our median employee was still reasonable to utilize for our pay ratio disclosure this year.

2. Once we identified that our median employee selected in 2017 was still reasonable for 2018 disclosure, we then calculated the median employee's annual total compensation for 2018 in accordance with the Summary Compensation Table requirements.

Commitment to Equitable Compensation Practices

Attracting, retaining and advancing under-represented talent is a priority for the Company, and a key aspect to this is ensuring that women and all other under-represented groups are rewarded equitably. Morgan Stanley has robust compensation practices that help to ensure that compensation and reward decisions are made fairly and consistently and are based on an individual's role, performance and experience. The Company reviews compensation decisions for employees on an ongoing basis, including at the point of hire as well as during our annual compensation process, to help ensure that individual compensation decisions are in-line with this philosophy. A diverse workforce is key to our success, and consistent with that, we are committed to continually assessing our rewards structure and decisions to help ensure equity in pay for all employees.

Table of Contents

OWNERSHIP OF OUR STOCK

EXECUTIVE EQUITY OWNERSHIP COMMITMENT

Members of the Company's Operating Committee are subject to an Equity Ownership Commitment. The Equity Ownership Commitment requires each of our CEO, CFO and President (Covered Officers) to achieve ownership of a number of shares of common stock and equity awards with a value equal to a specified multiple of his base salary within five years. Our CEO is required to achieve ownership of shares of common stock and equity awards with a value equal to 10 times his base salary and each other Covered Officer is required to achieve ownership of shares of common stock and equity awards with a value equal to six times his base salary. In addition, Operating Committee members are required to hold common stock and equity awards equal to a percentage of common stock received from equity awards (less allowances for the payment of any option exercise price and taxes) granted to them for service on the Operating Committee (Equity Award Shares) as follows:

Our CEO is required to retain 75% of Equity Award Shares.

Each of our other Operating Committee members is required to retain 50% of Equity Award Shares acquired from equity awards granted beginning in January 2016 and thereafter, and 75% of Equity Award Shares acquired from equity awards granted prior to January 2016; provided that Operating Committee members who are Covered Officers must retain 75% of all Equity Award Shares until the applicable ownership requirement is met.

This commitment ties a portion of our Operating Committee members' net worth to the Company's stock price and provides a continuing incentive for them to work toward superior long-term stock price performance. Exceptions to the Equity Ownership Commitment are subject to the approval of the CMDS Committee. None of our executive officers currently have prearranged trading plans under SEC Rule 10b5-1. Executive officers also are prohibited from pledging or selling short, or engaging in hedging strategies or trading derivatives involving, Morgan Stanley securities.

DIRECTOR EQUITY OWNERSHIP REQUIREMENT

Our Corporate Governance Policies require each independent director to retain ownership of a number of shares of Morgan Stanley common stock and equity awards with a value equal to five times the annual cash Board retainer, and to retain 100% of his or her Morgan Stanley stock unit awards (on an after-tax basis) until such ownership requirement is met. Directors may not enter into hedging transactions in respect of Morgan Stanley common stock or pledge Morgan Stanley common stock in connection with a margin or other loan transaction. In addition, as discussed under Director Compensation, our independent directors generally receive an equity award upon initial election to the Board and receive an annual equity award thereafter with a grant date fair value of \$250,000 (prorated in the case of the initial award) as part of their director compensation. Fifty percent of each equity award granted to our independent directors does not become payable until the director retires from the Board (and may be deferred beyond retirement at the director's election). We believe these equity ownership opportunities and requirements enhance the alignment of independent directors' interests with the long-term interests of our shareholders.

Table of Contents

OWNERSHIP OF OUR STOCK

STOCK OWNERSHIP OF EXECUTIVE OFFICERS AND DIRECTORS

The following table sets forth the beneficial ownership of common stock as of March 4, 2019 by our CEO and the other executive officers named in the 2018 Summary Compensation Table (our NEOs), directors and director nominee, and by all of our directors and executive officers as a group. As of March 4, 2019, none of the common stock beneficially owned by our directors and current executive officers was pledged.

Name	Shares⁽¹⁾	Underlying⁽²⁾ Stock Units	Subject to Stock Options Exercisable Within 60 Days	Total⁽³⁾
NAMED EXECUTIVE OFFICERS				
James P. Gorman	842,051	665,213		1,507,264
Colm Kelleher	624,356	354,632		978,988
Jonathan Pruzan	70,167	101,636		171,803
Eric F. Grossman	165,462	94,780		260,242
Daniel A. Simkowitz	79,180	108,373		187,553
DIRECTORS AND DIRECTOR NOMINEE				
Elizabeth Corley		7,734		7,734
Alistair Darling	4,136	14,657		18,793
Thomas H. Glocer	4,535	61,399		65,934
Robert H. Herz	20,885	43,251		64,136
Nobuyuki Hirano ⁽⁴⁾				
Jami Miscik	13,034	20,203		33,237
Dennis M. Nally	5,274	10,175		15,449
Takeshi Ogasawara ⁽⁴⁾				
Hutham S. Olayan	8,000	159,425		167,425
Mary L. Schapiro		4,830		4,830
Ryosuke Tamakoshi ⁽⁴⁾				

Perry M. Traquina		37,143	37,143
Rayford Wilkins, Jr.	18,986	24,897	43,883

ALL DIRECTORS AND EXECUTIVE OFFICERS
AS OF

MARCH 4, 2019 AS A GROUP (19 PERSONS)	2,122,607	1,833,837	3,956,444
---------------------------------------	-----------	-----------	-----------

- (1) Each director, NEO and executive officer has sole voting and investment power with respect to his or her shares, except with respect to the following shares owned indirectly through family trusts, the sole beneficiaries of which are family members: Mr. Gorman 52,400 shares.
- (2) Shares of common stock held in a trust (Trust) corresponding to outstanding RSUs. Directors and executive officers may direct the voting of the shares corresponding to such RSUs. Voting by executive officers is subject to the provisions of the Trust, as described in Information about the Annual Meeting How Do I Submit Voting Instructions for Shares Held in Employee Plans? Excludes LTIP awards because executive officers may not direct the voting of any shares corresponding to such awards prior to settlement of the award.
- (3) Each NEO and director beneficially owned less than 1% of the shares of common stock outstanding. All executive officers and directors as a group as of March 4, 2019 beneficially owned less than 1% of the common stock outstanding.
- (4) Messrs. Hirano and Tamakoshi were designated by MUFG and elected to the Board pursuant to the Investor Agreement and are not compensated by Morgan Stanley for their Board service. Mr. Tamakoshi will not stand for re-election at the annual meeting of shareholders, and MUFG has designated Mr. Ogasawara for nomination to the Board in accordance with the Investor Agreement. Should he be elected to the Board, Mr. Ogasawara will be eligible to receive the applicable cash retainers for his Board service, but will not receive stock unit awards. See Item 1 Election of Directors Director Succession and Nomination Process regarding Mr. Ogasawara's nomination for election to the Board and Principal Shareholders regarding MUFG's beneficial ownership of Company common stock.

Table of Contents

OWNERSHIP OF OUR STOCK

PRINCIPAL SHAREHOLDERS

The following table contains information regarding the only persons we know of that beneficially own more than 5% of our common stock.

Name and Address	Shares of Common Stock Beneficially Owned	
	Number	Percent ⁽¹⁾
MUFG ⁽²⁾ 7-1, Marunouchi 2-chome Chiyoda-ku, Tokyo 100-8330, Japan	404,867,225	24.0%
State Street ⁽³⁾ One Lincoln Street Boston, MA 02111	130,654,531	7.7%
BlackRock ⁽⁴⁾ 55 East 52nd Street New York, NY 10055	104,968,967	6.2%
Vanguard ⁽⁵⁾ 100 Vanguard Boulevard Malvern, PA 19355	95,698,705	5.7%

⁽¹⁾ Percentages based upon the number of shares of common stock outstanding as of the record date, March 25, 2019, and the beneficial ownership of the principal shareholders as reported in SEC filings in notes 2 through 5 below.

⁽²⁾ Based on the Form 4, Statement of Changes in Beneficial Ownership, dated March 26, 2019, filed by MUFG (as of March 22, 2019). The Schedule 13D/A filed by MUFG, dated October 4, 2018, discloses that MUFG beneficially owned 420,745,409 shares and had sole voting power and sole dispositive power with respect to such shares as of September 26, 2018. The Schedule 13D/A also disclosed that of the 420,745,409 shares, 1,377,477 shares were held solely in a fiduciary capacity by certain affiliates of MUFG as the trustee of trust accounts or the manager of investment funds, other investment vehicles and managed accounts as of September 26, 2018, and that MUFG disclaims beneficial ownership of such shares.

- (3) Based on the Schedule 13G dated February 11, 2019 filed by State Street and State Street Global Advisors Trust Company, each acting in various fiduciary and other capacities (as of December 31, 2018). The Schedule 13G discloses that State Street had shared dispositive power as to 130,640,173 shares and shared voting power as to 124,194,477 shares; and that 74,256,826 shares beneficially owned by State Street Global Advisors Trust Company, a subsidiary of State Street, are held as trustee on behalf of the Trust that holds shares of common stock underlying certain restricted stock units awarded to Company employees under various of the Company's equity-based plans.
- (4) Based on the Schedule 13G dated February 5, 2019 filed by BlackRock (as of December 31, 2018). The Schedule 13G discloses that BlackRock had sole voting power as to 92,275,473 shares and sole dispositive power as to 104,968,967 shares.
- (5) Based on the Schedule 13G dated February 11, 2019 filed by Vanguard (as of December 31, 2018). The Schedule 13G discloses that Vanguard had sole voting power as to 1,496,179 shares and sole dispositive power as to 93,928,778 shares and shared voting power as to 298,912 shares and shared dispositive power as to 1,769,927 shares.

SECTION 16(a) BENEFICIAL OWNERSHIP REPORTING COMPLIANCE

Section 16(a) of the Securities Exchange Act of 1934 requires our directors and certain of our officers to file reports with the SEC indicating their holdings of, and transactions in, our equity securities. The Company believes that our reporting persons complied with all Section 16(a) filing requirements during 2018.

Table of Contents

SHAREHOLDER PROPOSAL

The Company sets forth below one shareholder proposal and the proponent's supporting statement. The Board and the Company accept no responsibility for the text of this proposal and supporting statement. The Board recommends that you vote against the shareholder proposal. A proposal may be voted on at the annual meeting only if properly presented by the shareholder proponent or the proponent's qualified representative.

Item 4

Shareholder Proposal Regarding an Annual Report on Lobbying Expenses

Our Board unanimously recommends that you vote **AGAINST this proposal.**

Boston Common Asset Management, LLC, 200 State Street, 7th Floor, Boston, MA 02109, beneficial owner of 11,500 shares of common stock, has notified the Company that it intends to present the following proposal and related supporting statement at the annual meeting.

Whereas, we believe in full disclosure of Morgan Stanley's direct and indirect lobbying activities and expenditures to assess whether its lobbying is consistent with its expressed goals and in the best interests of shareholders.

Resolved, the shareholders of Morgan Stanley request the preparation of a report, updated annually, disclosing:

1. Company policy and procedures governing lobbying, both direct and indirect, and grassroots lobbying communications.
2. Payments by Morgan Stanley used for (a) direct or indirect lobbying or (b) grassroots lobbying communications, in each case including the amount of the payment and the recipient.
3. Description of management's and the Board's decision making process and oversight for making payments described in section 2 above.

For purposes of this proposal, a grassroots lobbying communication is a communication directed to the general public that (a) refers to specific legislation or regulation, (b) reflects a view on the legislation or regulation and (c) encourages the recipient of the communication to take action with respect to the legislation or regulation. Indirect lobbying is lobbying engaged in by a trade association or other organization of which Morgan Stanley is a member.

Both direct and indirect lobbying and grassroots lobbying communications include efforts at the local, state and federal levels.

The report shall be presented to the Nominating and Governance Committee and posted on Morgan Stanley's website.

SUPPORTING STATEMENT

We encourage transparency and accountability in our company's use of funds to lobby. Morgan Stanley spent \$25,160,000 from 2010–2017 on federal lobbying. This figure does not include state lobbying expenditures, where Morgan Stanley also lobbies but disclosure is uneven or absent. For example, Morgan Stanley spent \$532,557 on lobbying in California from 2010–2017. Morgan Stanley's lobbying on tax reform has attracted media scrutiny (Banks Pay \$4M for Lobbying as Tax Reform Debated, FoxBusiness, January 29, 2018).

Morgan Stanley is a member of the Chamber of Commerce, which has spent over \$1.4 billion on lobbying since 1998, and is also a member of the Business Roundtable, which spent over \$43 million on lobbying for 2016 and 2017 and is lobbying against the right of shareholders to file resolutions. Morgan Stanley does not disclose its trade association payments or the portions used for lobbying on its website. Morgan Stanley prohibits its payments to trade associations from being used for political contributions, but this does not cover payments used for lobbying. This leaves a serious disclosure gap, as trade associations generally spend far more on lobbying than on political contributions.

We are concerned that Morgan Stanley's lack of lobbying disclosure presents reputational risks when its lobbying contradicts company public positions. For example, Morgan Stanley is committed to a strong climate policy globally, yet

Table of Contents

SHAREHOLDER PROPOSAL

the Chamber undermined the Paris climate accord (Paris Pullout Pits Chamber against Some of Its Biggest Members, Bloomberg, June 9, 2017). As shareholders, we believe that companies should ensure there is alignment between their own positions and their lobbying, including through trade associations.

STATEMENT OF THE BOARD RECOMMENDING A VOTE AGAINST THIS PROPOSAL

The Board believes that this proposal is not in the best interest of Morgan Stanley or its shareholders and opposes this proposal for the reasons discussed below:

We are committed to complying with all applicable laws relating to political contributions and lobbying activities, including registration and reporting, and our current public disclosures provide our shareholders with extensive information on our lobbying activities.

We are subject to extensive federal, state and local lobbying registration and disclosure requirements, including the Lobbying Disclosure Act of 1995 as amended by the Honest Leadership and Open Government Act of 2007 (the Lobbying Disclosure Act) and numerous state lobbying statutes.

We publicly disclose all U.S. federal lobbying costs and the issues to which they relate pursuant to the Lobbying Disclosure Act, which requires that we file reports on a quarterly basis. These reports are available at <http://lobbyingdisclosure.house.gov>. We also disclose state and local lobbying costs where required by law. Dues attributable to lobbying by U.S. trade associations are included in the quarterly reports we file pursuant to the Lobbying Disclosure Act. For 2018, lobbying costs, including trade association membership dues, were not material.

Political contributions made by the Morgan Stanley Political Action Committee (which is funded solely through voluntary employee contributions) are reported to the Federal Election Commission (publicly available at www.fec.gov) and all contributions required to be disclosed under the Lobbying Disclosure Act are reported to the U.S. Congress. We provide a link to these reports on our public website.

Our public website also includes a voluntary report confirming that no corporate political contributions were made in the U.S. at the federal, state or local level.

We also voluntarily provide examples of the principal U.S. trade associations we participate in on our public website. We may not always support every position taken by these organizations or their other members but we believe that our participation in these organizations is important to the advancement of our employees' professional development and networking and to promoting public policy objectives of importance to our shareholders, clients and employees.

Our political activities, including our lobbying activities and expenditures related thereto, are subject to oversight by management and the Board.

We participate in the public policy arena on a wide range of issues that are important to our shareholders, clients and employees, including issues relating to the regulatory environment worldwide, the growth and stability of the global economy and healthy capital markets.

Our Code of Conduct (which our Board annually reviews and approves) and our Policy on U.S. Political Contributions and Activities govern our and our employees' political activities and are designed to help ensure we and our employees act in compliance with applicable laws and regulatory requirements and with the principles set forth in our Corporate Political Activities Policy Statement (Policy Statement).

Our lobbying activities and expenditures related thereto are overseen by our Government Relations Department, which reports to the Vice Chairman, a member of the Company's Operating Committee who reports to the Chairman and Chief Executive Officer.

As set forth in its charter, the Nominating and Governance Committee of the Board reviews and approves our Policy Statement. It also oversees, and receives reports at least annually from the Government Relations Department on our political activities including our significant lobbying priorities, and expenditures attributable to lobbying in the U.S.

We also provide an annual report to the Nominating and Governance Committee regarding our principal trade associations, including membership dues and confirmation that we have informed our principal trade associations of the prohibition on corporate contributions in the U.S. set forth in our Policy Statement and have instructed them not to use payments made by us for election-related activity at the federal, state or local levels.

Table of Contents

SHAREHOLDER PROPOSAL

Given the comprehensive public disclosures we already make, the creation of a separate report to shareholders detailing information already filed and publicly disclosed in accordance with extensive federal, state and local regulations would not be an efficient use of corporate resources.

Our Board unanimously recommends that you vote [AGAINST](#) this proposal. Proxies solicited by the Board will be voted [AGAINST](#) this proposal unless otherwise instructed.

Morgan Stanley 2019 Proxy Statement [79](#)

Table of Contents

INFORMATION ABOUT THE ANNUAL MEETING

QUESTIONS AND ANSWERS

Why Did I Receive a One-Page Notice Regarding the Internet Availability of Proxy Materials?

Pursuant to SEC rules, we are mailing to certain of our shareholders a Notice about the availability of proxy materials on the Internet instead of paper copies of the proxy materials. This process allows us to expedite our shareholders receipt of proxy materials, lower the costs of distribution and reduce the environmental impact of our annual meeting. All shareholders receiving the Notice will have the ability to access the proxy materials and submit a proxy over the Internet. **It is important that you submit your proxy to have your shares voted.** Instructions on how to access the proxy materials over the Internet or to request a paper copy of the proxy materials may be found in the Notice. The Notice is not a proxy card and cannot be returned to submit your vote. You must follow the instructions on the Notice to submit your proxy to have your shares voted.

How Do I Attend the Annual Meeting?

Only record or beneficial owners of Morgan Stanley's common stock as of the record date, the close of business on March 25, 2019, or a valid proxy or representative of such shareholder, may attend the annual meeting in person if they comply with the admission requirements below. Guests of shareholders will not be admitted to the annual meeting. **If you do not comply with the requirements set forth below, you will not be admitted to the meeting.**

Valid Photo Identification. Any shareholder, or valid proxy or representative of such shareholder, must present a valid, current form of government issued photo identification, such as a driver's license or passport, that matches the name on the documentation described below.

Proof of Ownership.

If you hold shares in street name (such as through a broker or bank), then you must present proof of ownership, such as a brokerage statement or letter from your bank or broker, demonstrating that you held Morgan Stanley common stock as of the record date, March 25, 2019.

If you hold shares in registered form, your record holder's ownership as of the record date, March 25, 2019, must be verified on the list of registered shareholders maintained by our transfer agent.

Proof of Representation. If you are a representative of a shareholder, then you must present valid legal documentation that demonstrates your authority to represent that shareholder. **We reserve the right to limit the number of representatives who may represent a shareholder at the meeting.**

Proof of Valid Proxy.

If you hold a proxy to vote shares at the annual meeting for a shareholder who holds shares in street name (such as through a broker or bank), then you must present:

Valid photo identification as described above;

A written legal proxy from the broker or bank holding the shares to the street name holder that is assignable and signed by the street name holder; and

Proof of ownership, such as a brokerage statement or letter from the bank or broker, demonstrating that the street name holder who appointed you legal proxy held Morgan Stanley common stock as of the record date, March 25, 2019.

If you hold a proxy to vote shares at the annual meeting for a shareholder who is a record holder, then:

You must present valid photo identification as described above;

You must present a written legal proxy to you signed by the record holder; and

The record holder's ownership as of the record date, March 25, 2019, must be verified on the list of registered shareholders maintained by our transfer agent.

Compliance with Annual Meeting Rules of Conduct. All attendees must acknowledge that they have received and agree to abide by our Rules of Conduct. Luggage, large backpacks and other large packages are not permitted in the

Table of Contents

INFORMATION ABOUT THE ANNUAL MEETING

annual meeting and briefcases and small handbags (including purses) are subject to search. Unless expressly agreed to by Morgan Stanley, the use of PDAs, cell phones, cameras, tablets, laptops and other recording, electronic or mobile devices is strictly prohibited at the meeting. **Attendees that disrupt or impede the meeting or breach the Rules of Conduct may be removed from the meeting.**

Who Can Vote at the Annual Meeting?

You may vote all shares of Morgan Stanley's common stock that you owned as of the close of business on March 25, 2019, the record date for the determination of shareholders entitled to notice of, and to vote at, the annual meeting. Each share of common stock entitles you to one vote on each matter voted on at the annual meeting. On the record date, 1,686,520,879 shares of common stock were outstanding.

What Is the Quorum to Hold the Meeting?

The holders of a majority of the voting power of the outstanding shares of common stock, represented in person or by proxy, constitute a quorum for the annual meeting of shareholders. Broker non-votes and abstentions are counted for purposes of determining whether a quorum is present.

What Vote Is Required and How Will My Votes Be Counted?

The following table sets forth the vote standard applicable to each proposal, as determined by the Company's bylaws and applicable regulatory guidance, at a meeting at which a quorum is present.

Proposal	Board's Recommendation	Vote Required to Adopt Proposal	Effect of Abstentions	Effect of Broker Non-Votes
Election of Directors	FOR	Majority of votes cast (for and against) with respect to such director*	No Effect	No Effect
Ratification of Appointment of Auditor	FOR	The affirmative vote of a majority of the shares of common stock represented at the annual meeting and entitled to vote thereon (for, against and abstain)	Vote Against	Not Applicable
Non-Binding Advisory Vote to Approve Executive Compensation	FOR	The affirmative vote of a majority of the shares of common stock represented at the annual meeting and entitled to vote thereon (for, against and abstain)	Vote Against	No Effect
Shareholder Proposal	AGAINST	The affirmative vote of a majority of the shares of common stock represented at the annual meeting and entitled to vote thereon (for, against and abstain)	Vote Against	No Effect

*Under Delaware law, if a director does not receive a majority of votes cast in an uncontested election, the director will continue to serve on the Board. Pursuant to the bylaws, each director has submitted an irrevocable letter of resignation that becomes effective, contingent on the Board's acceptance, if the director does not receive a majority of votes cast in an uncontested director election. In such case, if a director does not receive a majority of votes cast, the Board will make a determination to accept or reject the resignation and publicly disclose its decision within 90 days after the certification of the election results.

Is My Vote Confidential?

Our bylaws provide that your vote is confidential and will not be disclosed to any officer, director or employee, except in certain limited circumstances such as when you request or consent to disclosure. Voting of the shares held in the 401(k) Plan also is confidential.

How Do I Submit Voting Instructions for Shares Held Through a Broker?

If you hold shares through a broker, follow the voting instructions you receive from your broker. If you want to vote in person at the annual meeting, you must obtain a legal proxy from your broker and present it at the annual meeting. If you do not submit voting instructions to your broker, your broker may still be permitted to vote your shares in certain cases.

Table of Contents

INFORMATION ABOUT THE ANNUAL MEETING

NYSE member brokers may vote your shares as described below:

Non-discretionary Items. All items, other than the ratification of the appointment of Morgan Stanley's independent auditor, are non-discretionary items. It is critically important that you submit your voting instructions if you want your shares to count for non-discretionary items. Your shares will remain unvoted for such items if your NYSE member broker, including MS&Co. and Morgan Stanley Smith Barney LLC (MSSB), does not receive voting instructions from you.

Discretionary Item. The ratification of the appointment of Morgan Stanley's independent auditor is a discretionary item. NYSE member brokers that do not receive instructions from beneficial owners may vote on this proposal in the following manner: (1) Morgan Stanley's subsidiaries, MS&Co. and MSSB, may vote uninstructed shares only in the same proportion as the votes cast by all other beneficial owners on the proposal; and (2) all other NYSE member brokers may vote uninstructed shares in their discretion.

If you do not submit voting instructions, the broker will submit a proxy for your shares voting discretionary items, but will not vote non-discretionary items. This results in a brokenon-vote fonon-discretionary items.

How Do I Submit Voting Instructions for Shares Held in My Name?

If you hold shares as a record shareholder, you may have your shares voted by submitting a proxy for your shares by mail, telephone or the Internet as described on the proxy card. If you submit your proxy via the Internet, you may incur Internet access charges. Submitting your proxy will not limit your right to vote in person at the annual meeting. A properly completed and submitted proxy will be voted in accordance with your instructions, unless you subsequently revoke your proxy in accordance with the procedures described above (see [How Can I Revoke My Proxy?](#)).

If you submit a signed proxy card without indicating your voting instructions, the person voting the proxy will vote your shares according to the Board's recommendations.

How Do I Submit Voting Instructions for Shares Held in Employee Plans?

If you hold shares in, or have been awarded stock units under, certain employee plans, you will separately receive directions on how to submit your voting instructions. Shares held in the following employee plans also are subject to the following rules:

401(k) Plan. The Northern Trust Company (Northern Trust), the 401(k) Plan's trustee, must receive your voting instructions for the common stock held on your behalf in the 401(k) Plan on or before May 20, 2019. If Northern Trust does not receive your voting instructions by that date, it will vote such shares together with other unvoted, forfeited and unallocated shares in the 401(k) Plan in the same proportion as the voting instructions that it receives from other participants in the 401(k) Plan. On March 25, 2019, there were 36,710,106 shares in the 401(k) Plan.

Other Equity-Based Plans. State Street Global Advisors Trust Company acts as trustee for the Trust that holds shares of common stock underlying stock units awarded to employees under several of Morgan Stanley's equity-based plans. Employees allocated shares held in the Trust must submit their voting instructions for receipt by the trustee on or before May 20, 2019. If the trustee does not receive your instructions by that date, it will vote such shares, together with shares held in the Trust that are unallocated or held on behalf of former Morgan Stanley employees and employees in certain jurisdictions outside the U.S., in the same proportion as the voting instructions that it receives for shares held in the Trust in connection with such plans. On March 25, 2019, 68,494,097 shares were held in the Trust in connection with such plans.

How Can I Revoke My Proxy?

You can revoke your proxy at any time before your shares are voted by (1) delivering a written revocation notice prior to the annual meeting to Martin M. Cohen, Corporate Secretary, Morgan Stanley, 1585 Broadway, Suite C, New York, New York 10036; (2) submitting a later proxy that we receive no later than the conclusion of voting at the annual meeting; or (3) voting in person at the annual meeting. Attending the annual meeting does not revoke your proxy unless you vote in person at the meeting.

Table of Contents

INFORMATION ABOUT THE ANNUAL MEETING

OTHER BUSINESS

We do not know of any other matters that may be presented for action at the meeting other than those described in this proxy statement. If any other matter is properly brought before the meeting, the proxy holders will vote on such matter in their discretion.

How Can I Submit a Shareholder Proposal or Nominate a Director for the 2020 Annual Meeting?

Shareholders intending to present a proposal at the 2020 annual meeting and have it included in our proxy statement for that meeting must submit the proposal in writing to Martin M. Cohen, Corporate Secretary, 1585 Broadway, Suite C, New York, New York 10036 or by email to shareholderproposals@morganstanley.com. We must receive the proposal no later than December 7, 2019.

Shareholders intending to present a proposal at the 2020 annual meeting (but not to include the proposal in our proxy statement) or to nominate a person for election as a director (but not to include such nominee in our proxy materials) must comply with the requirements set forth in our bylaws. The bylaws require, among other things, that our Corporate Secretary receive written notice from the record shareholder of intent to present such proposal or nomination no earlier than the close of business on the 120th day and no later than the close of business on the 90th day prior to the anniversary of the preceding year's annual meeting. Therefore, the Company must receive notice of such a proposal or nomination for the 2020 annual meeting no earlier than the close of business on January 24, 2020 and no later than the close of business on February 23, 2020. The notice must contain the information required by the bylaws.

As described under Corporate Governance Matters Corporate Governance Practices Shareholder Rights and Accountability, we have adopted proxy access. Under our bylaws, shareholders who meet the requirements set forth in our bylaws may nominate a person for election as a director and include such nominee in our proxy materials. The bylaws require, among other things, that our Corporate Secretary receive written notice of the nomination no earlier than the close of business on the 150th day and no later than the close of business on the 120th day prior to the anniversary of the mailing date of the proxy statement for the preceding year's annual meeting. Therefore, the Company must receive notice of such a nomination for the 2020 annual meeting no earlier than the close of business on November 7, 2019 and no later than the close of business on December 7, 2019.

Our bylaws are available at www.morganstanley.com/about-us-governance or upon request to our Corporate Secretary.

What Are the Costs of Soliciting Proxies for the Annual Meeting?

We will pay the expenses for the preparation of the proxy materials and the solicitation by the Board of your proxy. Our directors, officers and employees, who will receive no additional compensation for soliciting, and D.F. King & Co., Inc. (D.F. King) may solicit your proxy, in person or by telephone, mail, facsimile or other means of communication. We will pay D.F. King fees not exceeding \$25,000 plus expenses. We will also reimburse brokers, including MS&Co., MSSB and other nominees, for costs they incur mailing proxy materials.

What if I Share an Address with Another Shareholder?

Householding reduces our printing and postage costs by permitting us to send one annual report and proxy statement to shareholders sharing an address (unless we have received contrary instructions from one or more of the shareholders sharing that address). Shareholders may request to discontinue or begin householding by contacting Broadridge Financial Services at (866) 540-7095 or by sending a written request to Broadridge Financial Services, Inc., Householding Department, 51 Mercedes Way, Edgewood, NY 11717. Any householded shareholder may request prompt delivery of a copy of the annual report or proxy statement by contacting us at (212) 762-8131 or may write to us at Investor Relations, 1585 Broadway, New York, NY 10036.

How Can I Consent to Electronic Delivery of Annual Meeting Materials?

This proxy statement and the annual report are available on our website at www.morganstanley.com/2019ams. You can save the Company postage and printing expense by consenting to access these documents over the Internet. If you consent, you will receive notification next year when these documents are available with instructions on how to view them and submit voting instructions. You may sign up for this service through enroll.icsdelivery.com/ms. If you hold your shares through a bank, broker or other holder of record, contact the record holder for information regarding electronic delivery of materials. Your consent to electronic delivery will remain in effect until you revoke it. If you choose electronic delivery, you may incur costs, such as cable, telephone and Internet access charges, for which you will be responsible.

Table of Contents

Our Core Values

Since our founding in 1935, Morgan Stanley has consistently delivered first-class business in a first-class way. Underpinning all that we do are four core values.

PUTTING CLIENTS FIRST

Keep the client's interests first

Work with colleagues to deliver the best of the Firm to every client

Listen to what the client is saying and needs

DOING THE RIGHT THING

Act with integrity

Think like an owner to create long-term shareholder value

Value and reward honesty, character and diversity

Foster a collegial work environment where all employees feel a sense of belonging

LEADING WITH EXCEPTIONAL IDEAS

Win by breaking new ground

Leverage different perspectives to gain new insight

Drive innovation

Be vigilant about what we can do better

Our DNA, our culture and our history
are rooted in serving our clients.

GIVING BACK

Serve our communities generously with our expertise, time and money

Build a better Firm for the future through mentoring others

James P. Gorman

Chairman and Chief Executive Officer

Table of Contents

Table of Contents

