

COLONIAL HIGH INCOME MUNICIPAL TRUST
Form N-Q
October 27, 2006

**UNITED STATES
SECURITIES AND EXCHANGE COMMISSION
Washington, D.C. 20549**

OMB APPROVAL
OMB Number: 3235-0578
Expires: May 31, 2007
Estimated average burden hours per
response.....21.09

FORM N-Q

**QUARTERLY SCHEDULE OF PORTFOLIO HOLDINGS OF REGISTERED
MANAGEMENT INVESTMENT COMPANY**

Investment Company Act file number 811-5754

Colonial High Income Municipal Trust
(Exact name of registrant as specified in charter)

One Financial Center, Boston, Massachusetts
(Address of principal executive offices)

02111
(Zip code)

James R. Bordewick, Jr., Esq.

Columbia Management Advisors, LLC

One Financial Center

Boston, MA 02111
(Name and address of agent for service)

Registrant's telephone number, including area code: 1-617-426-3750

Date of fiscal year end: 11/30/06

Date of reporting period: 8/31/06

Item 1. Schedule of Investments.

INVESTMENT PORTFOLIO


August 31, 2006 (Unaudited)

Colonial High Income Municipal Trust

Par (\$)


Value (\$)*

Municipal Bonds 153.0%



EDUCATION 3.7%

Education 2.4%



Edgar Filing: COLONIAL HIGH INCOME MUNICIPAL TRUST - Form N-Q


CA Educational Facilities Authority		
Loyola Marymount University, Series 2001, Insured: MBIA (a) 10/01/19	2,025,000	1,150,261
MI Southfield Economic Development Corp.		
Lawrence University, Series 1998 A, 5.400% 02/01/18	1,000,000	1,020,160
PA Higher Education Facilities Authority		
Philadelphia University, Series 2004 A, 5.125% 06/01/25	600,000	611,670
VT Educational & Health Buildings Finance Agency		
Norwich University, Series 1998, 5.500% 07/01/21	1,500,000	1,560,285
WV University		
Series 2000 A, Insured: AMBAC (a) 04/01/19	1,000,000	577,590
Education Total		4,919,966
Prep School	1.3%	

Edgar Filing: COLONIAL HIGH INCOME MUNICIPAL TRUST - Form N-Q

CA Statewide Communities Development Authority		
Crossroads School for Arts & Sciences, Series 1998, 6.000% 08/01/28(b)	1,230,000	1,278,068
MA Industrial Finance Agency		
Cambridge Friends School, Series 1998, 5.800% 09/01/28	1,000,000	1,018,530
MI Summit Academy North		
Series 2005, 5.500% 11/01/35	500,000	473,695
Prep School Total		2,770,293
EDUCATION TOTAL		7,690,259

HEALTH CARE 42.2%

Continuing Care Retirement 15.4%



Edgar Filing: COLONIAL HIGH INCOME MUNICIPAL TRUST - Form N-Q

CA La Verne

Brethren Hillcrest Homes,

Series 2003 B,

6.625% 02/15/25

690,000

759,414

CO Health Facilities Authority

Covenant Retirement Communities, Inc.,

Series 2005,

Par (\$)


Value (\$)

Municipal Bonds (continued)



HEALTH CARE (continued)

Continuing Care Retirement (continued)




Edgar Filing: COLONIAL HIGH INCOME MUNICIPAL TRUST - Form N-Q

5.000% 12/01/35		1,400,000	1,412,278
CT Development Authority			
Elim Park Baptist, Inc., Series 2003, 5.850% 12/01/33		660,000	702,035
FL Capital Projects Finance Authority			
Glenridge on Palmer Ranch, Series 2002 A, 8.000% 06/01/32		750,000	838,365
FL Lee County Industrial Development Authority			
Shell Point Village, Series 1999 A, 5.500% 11/15/29		600,000	612,450
GA Fulton County			
Canterbury Court Project, Series 2004 A, 6.125% 02/15/34		750,000	786,128
GA Savannah Economic Development Authority			
Marshes of Skidaway, Series 2003 A, 7.400% 01/01/34		465,000	492,351
IL Finance Authority			
Lutheran Senior Services, Series 2006, 5.125% 02/01/26		1,250,000	1,288,112
Washington & Jane Smith Community, Series 2005 A, 6.250% 11/15/35		1,250,000	1,309,087
IL Health Facilities Authority			
Washington & Jane Smith Community, Series 2003 A, 7.000% 11/15/32		725,000	785,646
IN Health & Educational Facilities Financing Authority			
Baptist Homes of Indiana, Inc., Series 2005, 5.250% 11/15/35		1,000,000	1,017,450
KS Manhattan			
Meadowlark Hills Retirement Home, Series 1999 A, 6.375% 05/15/20		650,000	670,092
MA Boston Industrial Development Financing Authority			
Springhouse, Inc., Series 1998, 5.875% 07/01/20		255,000	259,019
MA Development Finance Agency			
Loomis Communities: Series 1999 A,			

Par (\$)


Value (\$)

Municipal Bonds (continued)



HEALTH CARE (continued)

Continuing Care Retirement (continued)




Edgar Filing: COLONIAL HIGH INCOME MUNICIPAL TRUST - Form N-Q

5.625% 07/01/15	400,000	410,884
Series 2002 A,		
6.900% 03/01/32	100,000	109,736
MD Westminster Economic Development Authority		
Carroll Lutheran Village, Inc.,		
Series 2004 A:		
5.875% 05/01/21	500,000	516,920
6.250% 05/01/34	250,000	259,985
MI Kentwood Economic Development Corp.		
Holland Home,		
Series 2006 A,		
5.375% 11/15/36(c)	1,000,000	1,019,200
MT Facility Finance Authority		
St John's Lutheran Ministries, Inc.		
Series 2006 A,		
6.125% 05/15/36	500,000	515,770
NC Medical Care Commission		
United Methodist Retirement Homes, Inc.,		
Series 2005 C,		
5.500% 10/01/32	600,000	618,150
NH Higher Educational & Health Facilities Authority		
Rivermead at Peterborough,		
Series 1998:		
5.625% 07/01/18	500,000	505,855
5.750% 07/01/28	500,000	505,390
NJ Economic Development Authority		
Lions Gate,		
Series 2005 A:		
5.750% 01/01/25	205,000	211,868
5.875% 01/01/37	830,000	857,199
Lutheran Social Ministries,		
Series 2005,		
5.100% 06/01/27	500,000	504,410
Marcus L. Ward Home,		
Series 2004,		
5.750% 11/01/24	750,000	807,060
Seabrook Village, Inc.,		
Series 2000 A,		
8.250% 11/15/30	925,000	1,027,684
PA Bucks County Industrial Development Authority		
Ann's Choice, Inc.,		
Series 2005 A,		
6.125% 01/01/25	1,000,000	1,051,880
PA Delaware County Authority		
Dunwoody Village,		
Series 2003 A,		
5.375% 04/01/17	600,000	634,680

Par (\$)


Value (\$)

Municipal Bonds (continued)



HEALTH CARE (continued)

Continuing Care Retirement (continued)



Edgar Filing: COLONIAL HIGH INCOME MUNICIPAL TRUST - Form N-Q

PA Montgomery County Industrial Development Authority		
Whitemarsh Continuing Care Retirement Community,		
Series 2005:		
6.125% 02/01/28	250,000	264,070
6.250% 02/01/35	750,000	794,062
TN Johnson City Health & Educational Facilities Authority		
Appalachian Christian Village,		
Series 2004 A,		
6.250% 02/15/32	250,000	259,653
TN Metropolitan Government Nashville & Davidson County		
Blakeford at Green Hills,		
Series 1998,		
5.650% 07/01/24	600,000	604,038
TN Shelby County Health Educational & Housing Facilities Board		
Germantown Village,		
Series 2003 A,		
7.250% 12/01/34	450,000	482,810
Trezevant Manor,		
Series 2006 A,		
5.625% 09/01/26	1,000,000	1,009,300
TX Abilene Health Facilities Development Corp.		
Sears Methodist Retirement Center:		
Series 1998 A,		
5.900% 11/15/25	1,000,000	1,015,570
Series 2003 A,		
7.000% 11/15/33	500,000	541,605
TX Houston Health Facilities Development Corp.		
Buckingham Senior Living Community, Inc.,		
Series 2004 A,		
7.125% 02/15/34	500,000	554,050
TX Tarrant County Cultural Education Facilities		
Northwest Senior Housing-Edgemere,		
Series 2006 A,		
6.000% 11/15/36	750,000	791,167
VA Suffolk Industrial Development Authority Retirement Facilities		
Lake Prince Center,		
Series 2006,		
5.300% 09/01/31	500,000	505,985
VA Virginia Beach Development Authority		
Westminster-Canterbury of Hampton,		
Series 2005:		
5.250% 11/01/26	250,000	255,380
5.375% 11/01/32	300,000	307,167

Par (\$)

Value (\$)

Municipal Bonds (continued)



HEALTH CARE (continued)

Continuing Care Retirement (continued)



Edgar Filing: COLONIAL HIGH INCOME MUNICIPAL TRUST - Form N-Q

VA Winchester Industrial Development Authority		
Westminster-Canterbury, Series 2005 A, 5.300% 01/01/35	750,000	760,680
WI Health & Educational Facilities Authority		
Clement Manor, Series 1998, 5.750% 08/15/24	1,300,000	1,316,367
Eastcastle Place, Inc., Series 2004, 6.125% 12/01/34	350,000	356,374
Three Pillars Senior Living Communities, Series 2003, 5.750% 08/15/26	500,000	520,600
United Lutheran Program for the Aging, Series 1998, 5.700% 03/01/28	1,000,000	1,006,570
Continuing Care Retirement Total		31,834,546
Health Services 1.7%		

Edgar Filing: COLONIAL HIGH INCOME MUNICIPAL TRUST - Form N-Q

CO Health Facilities Authority

National Jewish Medical & Research Center:

Series 1998,

5.375% 01/01/23	330,000	333,429
-----------------	---------	---------

Series 1998 B,

5.375% 01/01/29	750,000	756,877
-----------------	---------	---------

MA Development Finance Agency

Boston Biomedical Research Institute,

Series 1999:

5.650% 02/01/19	200,000	207,586
-----------------	---------	---------

5.750% 02/01/29	450,000	466,812
-----------------	---------	---------

MA Health & Educational Facilities Authority

Civic Investments, Inc.,

Series 2002 A,

9.000% 12/15/15	1,000,000	1,238,090
-----------------	-----------	-----------

MN Minneapolis & St. Paul Housing & Redevelopment Authority

Healthpartners Project,

Series 2003,

6.000% 12/01/21	500,000	548,185
-----------------	---------	---------

Health Services Total		3,550,979
-----------------------	--	-----------

Hospitals 17.7%

Edgar Filing: COLONIAL HIGH INCOME MUNICIPAL TRUST - Form N-Q

AR Conway Health Facilities Board

Conway Regional Medical Center:

Series 1999 A,

6.400% 08/01/29

425,000

453,590

Series 1999 B,

6.400% 08/01/29

1,000,000

1,067,270


AR Washington County

Regional Medical Center,

Par (\$)


Value (\$)

Municipal Bonds (continued)



HEALTH CARE (continued)

Hospitals (continued)




Edgar Filing: COLONIAL HIGH INCOME MUNICIPAL TRUST - Form N-Q

Series 2005 B, 5.000% 02/01/30		750,000	762,330
	CA Turlock		
Emanuel Medical Center, Inc., Series 2004, 5.375% 10/15/34		1,500,000	1,562,685
	CO Health Facilities Authority		
Parkview Medical Center, Inc., Series 2001, 6.600% 09/01/25		300,000	329,307
Vail Valley Medical Center, Series 2004, 5.000% 01/15/20		750,000	779,595
	FL South Lake County Hospital District		
South Lake Hospital, Inc., Series 2003, 6.375% 10/01/34		500,000	549,720
	FL Tampa		
H. Lee Moffitt Cancer Center, Series 1999 A, 5.750% 07/01/29		2,000,000	2,079,500
	FL West Orange Healthcare District		
Series 2001 A, 5.650% 02/01/22		525,000	552,841
	IL Health Facilities Authority		
Thorek Hospital & Medical Center, Series 1998, 5.250% 08/15/18		600,000	610,686
	IL Southwestern Development Authority		
Anderson Hospital, Series 1999, 5.500% 08/15/20		225,000	231,995
	IN Health & Educational Facility Financing Authority		
Jackson County, Schneck Memorial Hospital Project, Series 2006 A, 5.250% 02/15/36		500,000	525,075
	IN Health Facility Financing Authority		
Community Foundation of Northwest Indiana, Inc., Series 2004 A, 6.000% 03/01/34		575,000	612,708
	KS Salina Hospital Revenue		
Salina Regional Health Center Inc., Series 2005 A, 4.625% 10/01/31		600,000	596,892
	LA Public Facilities Authority		
Touro Infirmary, Series 1999 A, 5.625% 08/15/29		450,000	453,389

Par (\$)


Value (\$)

Municipal Bonds (continued)



HEALTH CARE (continued)

Hospitals (continued)




Edgar Filing: COLONIAL HIGH INCOME MUNICIPAL TRUST - Form N-Q

MA Health & Educational Facilities Authority		
Jordan Hospital, Series 2003 E, 6.750% 10/01/33	500,000	548,195
Milford Whitinsville Regional Hospital, Series 2002 D, 6.350% 07/15/32	1,000,000	1,065,290
MD Health & Higher Educational Facilities Authority		
Adventist Healthcare, Series 2003 A: 5.000% 01/01/16	400,000	413,108
5.750% 01/01/25	600,000	643,362
MI Dickinson County		
Series 1999, 5.700% 11/01/18	750,000	774,045
MN St. Paul Housing & Redevelopment Authority		
HealthEast, Inc., Series 2001 A, 5.700% 11/01/15	1,000,000	1,031,920
MN Washington County Housing & Redevelopment Authority		
HealthEast, Inc., Series 1998, 5.250% 11/15/12	1,300,000	1,332,656
MO Saline County Industrial Development Authority		
John Fitzgibbon Memorial Hospital, Series 2005, 5.625% 12/01/35	1,250,000	1,264,012
NC Medical Care Commission		
Stanly Memorial Hospital, Series 1999, 6.375% 10/01/29	1,915,000	2,035,051
NH Health & Education Facilities Authority		
Memorial Hospital at North Conway, Series 2006, 5.250% 06/01/36	800,000	813,984
NH Higher Educational & Health Facilities Authority		
Catholic Medical Center, Series 2002 A, 6.125% 07/01/32	50,000	53,950
Littleton Hospital Association, Inc.: Series 1998 A, 6.000% 05/01/28	625,000	644,319
Series 1998 B, 5.900% 05/01/28	780,000	801,544
NJ Health Care Facilities Financing Authority		
Capital Health Systems, Inc.,		

Par (\$)


Value (\$)

Municipal Bonds (continued)



HEALTH CARE (continued)

Hospitals (continued)



Edgar Filing: COLONIAL HIGH INCOME MUNICIPAL TRUST - Form N-Q

Series 2003 A, 5.750% 07/01/23		650,000	697,690
	NV Henderson		
St. Rose Dominican Hospital, Series 1998 A, 5.375% 07/01/26		385,000	394,013
	NY Dormitory Authority		
Mt. Sinai Hospital NYU Medical Center: Series 2000, 5.500% 07/01/26		400,000	406,884
Series 2000 C, 5.500% 07/01/26		850,000	864,628
North Shore Long Island Jewish Medical Center, Series 2003, 5.500% 05/01/33		300,000	319,404
	OH Highland County Joint Township Hospital District		
Series 1999, 6.750% 12/01/29		920,000	942,761
	OH Lakewood		
Lakewood Hospital Association, Series 2003, 5.500% 02/15/14		600,000	642,222
	OH Miami County Hospital Facilities Authority		
Upper Valley Medical Center, Inc., Series 2006, 5.250% 05/15/18		450,000	477,000
	OH Sandusky County		
Memorial Hospital, Series 1998, 5.150% 01/01/10		250,000	251,960
	PA Allegheny County Hospital Development Authority		
Ohio Valley General Hospital, Series 1998 A, 5.450% 01/01/28		1,000,000	1,020,160
	SC Jobs Economic Development Authority		
Bon Secours-St. Francis Medical Center, Series 2002, 5.500% 11/15/23		1,750,000	1,855,367
	SC Lexington County Health Services District Revenue		
Lexington Medical Center, Series 2003, 5.500% 11/01/23		750,000	793,575
	SD Health & Educational Facilities Authority		
Sioux Valley Hospital & Health System, Series 2004 A, 5.250% 11/01/34		800,000	834,080

Par (\$)

Value (\$)

Municipal Bonds (continued)



HEALTH CARE (continued)

Hospitals (continued)



Edgar Filing: COLONIAL HIGH INCOME MUNICIPAL TRUST - Form N-Q

TX Tyler Health Facilities Development Corp.		
Mother Frances Hospital, Series 2001, 6.000% 07/01/31	1,000,000	1,061,920
VT Educational & Health Buildings Finance Agency		
Brattleboro Memorial Hospital, Series 1998, 5.375% 03/01/28	1,075,000	1,078,064
WA Health Care Facilities Authority		
Fort HealthCare, Inc., Project, Series 2004, 5.750% 05/01/29	1,000,000	1,081,570
WI Health & Educational Facilities Authority		
Aurora Health Care, Inc., Series 2003, 6.400% 04/15/33	525,000	581,926
Wheaton Franciscan Services, Series 2002, 5.750% 08/15/30	600,000	643,326
Hospitals Total		36,535,569
Intermediate Care Facilities 0.6%		

Edgar Filing: COLONIAL HIGH INCOME MUNICIPAL TRUST - Form N-Q

IL Development Finance Authority		
Hoosier Care, Inc., Series 1999 A, 7.125% 06/01/34	1,175,000	1,190,921
IN Health Facilities Financing Authority		
Hoosier Care, Inc., Series 1999 A, 7.125% 06/01/34	150,000	152,033
Intermediate Care Facilities Total		1,342,954
Nursing Homes 6.8%		


Edgar Filing: COLONIAL HIGH INCOME MUNICIPAL TRUST - Form N-Q

AK Juneau		
St. Ann's Care Center, Inc., Series 1999, 6.875% 12/01/25	1,215,000	1,215,741
CO Health Facilities Authority		
American Housing Foundation I, Inc., Series 2003 A, 8.500% 12/01/31	460,000	488,998
Evangelical Lutheran Good Samaritan Foundation, Series 2005, 5.000% 06/01/35	375,000	381,139
Pioneer Health Care, Series 1989, 10.500% 05/01/19	1,730,000	1,405,417
Volunteers of America Care Facilities: Series 1998 A: 5.450% 07/01/08	75,000	75,033
5.750% 07/01/20	865,000	885,994

Par (\$)

Value (\$)

Municipal Bonds (continued)



HEALTH CARE (continued)

Nursing Homes (continued)



Edgar Filing: COLONIAL HIGH INCOME MUNICIPAL TRUST - Form N-Q

Series 1999 A, 6.000% 07/01/29		350,000	356,941
IA Finance Authority			
Care Initiatives, Series 1998 B: 5.750% 07/01/18		550,000	565,483
5.750% 07/01/28		1,475,000	1,483,643
MA Development Finance Agency			
AHF/Woodlawn Manor, Inc.: Series 2000 A, 7.750% 12/01/27(d)		1,509,135	603,654
Series 2000 B, 10.250% 06/01/27(d)		475,907	23,795
Alliance Health Care Facilities, Series 1999 A, 7.100% 07/01/32		1,250,000	1,276,288
MN Sartell			
Foundation for Health Care, Series 1999 A, 6.625% 09/01/29		1,145,000	1,179,980
PA Chester County Industrial Development Authority			
Pennsylvania Nursing Home, Series 2002, 8.500% 05/01/32		1,560,000	1,624,537
PA Washington County Industrial Development Authority			
AHF Project, Series 2003, 7.750% 01/01/29		1,211,000	1,263,352
TN Metropolitan Government Nashville & Davidson County Health & Education Board			
AHF Project, Series 2003, 7.750% 01/01/29		1,141,000	1,190,325
Nursing Homes Total			14,020,320
HEALTH CARE TOTAL			87,284,368

HOUSING 17.4%

Assisted Living/Senior 3.1%



Edgar Filing: COLONIAL HIGH INCOME MUNICIPAL TRUST - Form N-Q

DE Kent County

Heritage at Dover,
Series 1999, AMT,
7.625% 01/01/30

1,640,000 1,501,830

GA Columbus Housing Authority

The Gardens at Calvary,
Series 1999,
7.000% 11/15/19

480,000 471,845

MN Roseville

Par (\$)


Value (\$)

Municipal Bonds (continued)



HOUSING (continued)

Assisted Living/Senior (continued)



Edgar Filing: COLONIAL HIGH INCOME MUNICIPAL TRUST - Form N-Q

Care Institute, Inc., Series 1993, 7.750% 11/01/23	1,740,000	1,487,839
NC Medical Care Commission		
DePaul Community Facilities, Inc., Series 1999, 7.625% 11/01/29	1,425,000	1,497,490
NY Huntington Housing Authority		
Gurwin Jewish Senior Center, Series 1999 A: 5.875% 05/01/19	700,000	717,500
6.000% 05/01/29	775,000	796,398
Assisted Living/Senior Total		6,472,902
Multi-Family 9.2%		


Edgar Filing: COLONIAL HIGH INCOME MUNICIPAL TRUST - Form N-Q

DC Housing Finance Agency		
Henson Ridge, Series 2004 E, AMT, Insured: FHA 5.100% 06/01/37	1,000,000	1,022,360
DE Wilmington		
Electra Arms Senior Association, Series 1998, AMT, 6.250% 06/01/28	890,000	873,134
FL Broward County Housing Finance Authority		
Chaves Lake Apartments Ltd., Series 2000 A, AMT, 7.500% 07/01/40	750,000	778,005
FL Capital Trust Agency		
Atlantic Housing Foundation, Inc., Series 2005 C, 5.875% 01/01/28	775,000	781,177
FL Clay County Housing Finance Authority		
Breckenridge Commons Ltd., Series 2000 A, AMT, 7.450% 07/01/40	720,000	745,877
MA Housing Finance Agency		
Series 2004 A, AMT, Insured: FSA 5.250% 07/01/25	3,000,000	3,098,820
Series 2005 E, AMT, 5.000% 12/01/28	500,000	507,085
MN Minneapolis Student Housing		
Riverton Community Housing, Inc., Series 2006 A, 5.700% 08/01/40	750,000	748,080
MN Washington County Housing & Redevelopment Authority		
Cottages of Aspen, Series 1992, AMT, 9.250% 06/01/22	940,000	960,088

Par (\$)


Value (\$)

Municipal Bonds (continued)



HOUSING (continued)

Multi-Family (continued)




Edgar Filing: COLONIAL HIGH INCOME MUNICIPAL TRUST - Form N-Q

MN White Bear Lake		
Birch Lake Townhome:		
Series 1989 A, AMT, 10.250% 07/15/19	2,200,000	2,086,700
Series 1989 B, AMT, (a) 07/15/19	688,000	206,400
NC Medical Care Commission		
ARC Project, Series 2004 A, 5.800% 10/01/34		
	750,000	796,148
NM Mortgage Finance Authority		
Series 2005 E, AMT, Insured: FHA 4.800% 09/01/40		
	1,250,000	1,231,237
NY New York City Housing Development Corp.		
Series 2005 F-1, 4.650% 11/01/25		
	1,000,000	1,017,130
OH Montgomery County		
Heartland of Centerville, LLC., Series 2005, AMT, Insured: FHLMC 4.950% 11/01/35(e)		
	500,000	505,475
Resolution Trust Corp.		
Pass-Through Certificates, Series 1993 A, 8.500% 12/01/16(f)		
	546,075	538,118
TN Franklin Industrial Development Board		
Landings Apartment Project, Series 1996 B, 8.750% 04/01/27		
	800,000	811,760
TX Department of Housing & Community Affairs		
Pebble Brooks Apartments, Series 1998, AMT, Guarantor: FNMA 5.500% 12/01/18		
	1,000,000	1,032,360
TX El Paso County Housing Finance Corp.		
American Village Communities: Series 2000 C, 8.000% 12/01/32		
	375,000	385,654
Series 2000 D, 10.000% 12/01/32		
	405,000	418,608
WA Seattle Housing Authority		
High Rise Rehabilitation Phase I LP, Series 2005, AMT, Insured: FSA 5.000% 11/01/25		
	500,000	507,685
Multi-Family Total		19,051,901

Par (\$)


Value (\$)

Municipal Bonds (continued)



HOUSING (continued)

Single-Family 5.1%



Edgar Filing: COLONIAL HIGH INCOME MUNICIPAL TRUST - Form N-Q

MA Housing Finance Agency		
Series 2005 118, AMT, 4.850% 12/01/35(e)	1,750,000	1,728,842
Series 2005 B, 5.000% 06/01/30	500,000	515,840
ME Housing Authority		
Series 2005 D-2, AMT, 4.800% 11/15/36	1,000,000	996,290
MN Minneapolis/St. Paul Housing Finance Board		
Series 2006, AMT, Insured: GNMA 5.000% 12/01/38(c)	1,000,000	1,012,320
ND Housing Finance Agency		
Series 2006 A, AMT, 4.850% 07/01/21(c)	1,240,000	1,261,911
OK Housing Finance Agency		
Series 2006 C, AMT 5.000% 09/01/26(c)	1,420,000	1,445,759
PA Pittsburgh Urban Redevelopment Authority		
Series 2006 C, Insured: GNMA 4.800% 04/01/28	2,000,000	2,008,700
WI Housing & Economic Development Authority		
Series 2005 C, AMT, 4.875% 03/01/36	1,480,000	1,481,746
Single-Family Total		10,451,408
HOUSING TOTAL		35,976,211

INDUSTRIALS 6.6%
Food Products 1.6%

Edgar Filing: COLONIAL HIGH INCOME MUNICIPAL TRUST - Form N-Q

GA Cartersville Development Authority		
Anheuser Busch Project, Inc., Series 2002, AMT, 5.950% 02/01/32	1,000,000	1,081,940
LA Southern Louisiana Port Commission		
Cargill, Inc., Series 1997, 5.850% 04/01/17	1,000,000	1,024,350
MI Strategic Fund		
Imperial Holly Corp., Series 1998 A, 6.250% 11/01/15	1,250,000	1,283,488
Food Products Total		3,389,778
Forest Products & Paper	2.8%	


AL Camden Industrial Development Board

Weyerhaeuser Co.,

Par (\$)

Value (\$)

Municipal Bonds (continued)



INDUSTRIALS (continued)

Forest Products & Paper (continued)



Edgar Filing: COLONIAL HIGH INCOME MUNICIPAL TRUST - Form N-Q

Series 2003 B, AMT, 6.375% 12/01/24	550,000	600,001
AL Courtland Industrial Development Board		
Series 2003 B, AMT, 6.250% 08/01/25	1,000,000	1,089,960
AL Phenix City Industrial Development Board		
Meadwestvaco Corp., Series 2002 A, AMT, 6.350% 05/15/35	550,000	590,414
AR Camden Environmental Improvement Authority		
International Paper Co., Series 2004 A, AMT, 5.000% 11/01/18	250,000	254,513
GA Rockdale County Development Authority		
Visy Paper, Inc., Series 1993, AMT, 7.500% 01/01/26	1,800,000	1,805,688
MS Lowndes County		
Weyerhaeuser Co. Project, Series 1992 B, 6.700% 04/01/22	850,000	1,010,709
VA Bedford County Industrial Development Authority		
Nekoosa Packaging Corp., Series 1998, AMT, 5.600% 12/01/25	400,000	404,412
Forest Products & Paper Total		5,755,697
Manufacturing 0.4%		

Edgar Filing: COLONIAL HIGH INCOME MUNICIPAL TRUST - Form N-Q

IL Will-Kankakee Regional Development Authority

Flanders Corp. Precisionaire Project,

Series 1997, AMT,

6.500% 12/15/17

740,000

750,441

Manufacturing Total

750,441

Metals & Mining 0.6%

Edgar Filing: COLONIAL HIGH INCOME MUNICIPAL TRUST - Form N-Q

NV Department of Business & Industry

Wheeling-Pittsburgh Steel Corp.,

Series 1999 A, AMT,

8.000% 09/01/14

835,000

866,120

VA Greensville County Industrial Development Authority

Wheeling-Pittsburgh Steel Corp.,

Series 1999 A, AMT,

7.000% 04/01/14

425,000

422,922

Metals & Mining Total

1,289,042

Par (\$)

Value (\$)

Municipal Bonds (continued)



INDUSTRIALS (continued)

Oil & Gas 1.2%



Edgar Filing: COLONIAL HIGH INCOME MUNICIPAL TRUST - Form N-Q

NJ Middlesex County Pollution Control Authority		
Amerada Hess Corp., Series 2004, 6.050% 09/15/34	285,000	311,035
TX Gulf Coast Industrial Development Authority		
Citgo Petroleum, Series 1998, AMT, 8.000% 04/01/28	500,000	566,960
VI Virgin Islands Public Finance Authority		
Hovensa LLC: Series 2003, AMT, 6.125% 07/01/22	525,000	578,093
Series 2004, AMT, 5.875% 07/01/22	600,000	654,120
VI Virgin Islands		
Hovensa LLC, Series 2002, AMT, 6.500% 07/01/21	375,000	421,946
Oil & Gas Total		2,532,154
INDUSTRIALS TOTAL		13,717,112

OTHER 22.5%

Other 0.4%



Edgar Filing: COLONIAL HIGH INCOME MUNICIPAL TRUST - Form N-Q

**PR Commonwealth of Puerto Rico Government Development
Bank**

Series 2006 B, 5.000% 12/01/15	700,000	747,103
Other Total		747,103
Other Industrial Development Bonds 0.7%		

Edgar Filing: COLONIAL HIGH INCOME MUNICIPAL TRUST - Form N-Q

NJ Economic Development Authority

GMT Realty LLC,

Series 2006 B, AMT,

6.875% 01/01/37(c)

1,500,000

1,510,410

Other Industrial Development Bonds Total

1,510,410

Pool/Bond Bank 0.8%


Edgar Filing: COLONIAL HIGH INCOME MUNICIPAL TRUST - Form N-Q

MI Municipal Bond Authority		
Local Government Loan, Series 2001 A, Insured: AMBAC 5.375% 11/01/17	750,000	804,285
OH Cleveland Cuyahoga County Port Authority		
Columbia National Group, Inc, Series 2005 D, AMT, 5.000% 05/15/20	820,000	819,615
Pool/Bond Bank Total		1,623,900

Par (\$)

Value (\$)

Municipal Bonds (continued)



OTHER (continued)

Refunded/Escrowed(g) 17.4%




CA ABAG Finance Authority for Nonprofit Corps.		
Eskaton Gold River Lodge, Series 1998, Pre-refunded 11/15/08:		
6.375% 11/15/15	620,000	652,314
6.375% 11/15/28	550,000	592,213
CA Golden State Tobacco Securitization Corp.		
Series 2003 B, Pre-refunded 06/01/13:		
5.500% 06/01/43	750,000	828,525
Insured: AMBAC 5.000% 06/01/43	3,500,000	3,762,885
CA Orange County Community Facilities District		
Ladera Ranch Series 1999 1, Pre-refunded 08/15/09		
6.700% 08/15/29	500,000	552,335
CA Riverside County Public Financing Authority		
Series 1997 A, Pre-refunded 10/01/06:		
5.500% 10/01/22	530,000	541,448
CA Statewide Communities Development Authority		
Eskaton Village - Grass Valley, Series 2000, Pre-refunded 11/15/10,		
8.250% 11/15/31	985,000	1,155,178
CO Denver City & County Airport		
Series 1992 C, AMT: Escrowed to Maturity, 6.125% 11/15/25	2,280,000	2,743,000
Pre-refunded 03/03/05, 6.125% 11/15/25	2,840,000	2,845,850
CO E-470 Public Highway Authority		
Series 2000 B, Pre-refunded 09/01/10, Insured: MBIA (a) 09/01/35	8,750,000	1,148,175
CT Development Authority Sewer Sludge Disposal Facilities		
New Haven Residuals LP, Series 1996, AMT, Escrowed to Maturity, 8.250% 12/01/06	200,000	202,126
FL Northern Palm Beach County Improvement District		
Series 1999,		

Par (\$)

Value (\$)

Municipal Bonds (continued)



OTHER (continued)


Refunded/Escrowed(g) (continued)

Edgar Filing: COLONIAL HIGH INCOME MUNICIPAL TRUST - Form N-Q

Pre-refunded 08/01/09, Insured: MBIA 6.000% 08/01/29		750,000	806,512
FL Orange County Health Facilities Authority			
Orlando Regional Healthcare System, Series 2002, Pre-refunded 12/01/12, 5.750% 12/01/32		200,000	221,656
GA Forsyth County Hospital Authority			
Georgia Baptist Health Care System, Series 1998, Escrowed to Maturity, 6.000% 10/01/08		480,000	491,294
IA Finance Authority			
Care Initiatives, Series 1996, Pre-refunded 07/01/11, 9.250% 07/01/25		935,000	1,168,526
ID Health Facilities Authority			
IHC Hospitals, Inc., Series 1992, Escrowed to Maturity, 6.650% 02/15/21		1,750,000	2,229,482
IL Development Finance Authority			
Latin School of Chicago, Series 1998, Pre-refunded 08/01/08, 5.650% 08/01/28		230,000	238,045
IL Health Facilities Authority			
Lutheran Senior Ministries, Series 2001 A, Pre-refunded 08/15/11, 7.375% 08/15/31		900,000	1,054,719
Swedish American Hospital, Series 2000, Pre-refunded 05/15/10, 6.875% 11/15/30		500,000	552,940
IL University of Illinois			
Series 2001 A, Pre-refunded 08/15/11, Insured: AMBAC 5.500% 08/15/17		685,000	742,609
MA Development Finance Agency			
Western New England College, Series 2002, Pre-refunded 12/01/12, 6.125% 12/01/32		300,000	341,601
MN Robbinsdale Economic Development Authority			
Series 1999 A, 6.875% 01/01/26		500,000	549,290
NC Lincoln County			
Lincoln County Hospital, Series 1991,			

Par (\$) **Value (\$)**

Municipal Bonds (continued)



OTHER (continued)

Refunded/Escrowed(g) (continued)

Escrowed to Maturity,